

*Surface Water Results Summary
Ecological Comparison*

Sample Identification	PQL	Aquatic Ecosystem Guideline ^A	SW1	SW2
Rainfall (mm) in preceding 24hours ^B		95% Fresh	1.0	
Time of Sample Collection			9:45	9:30
Date of Sample Collection			14/03/2023	
Sample Description			Slight colour, no odour	Clear with no odour
Laboratory Report Reference			ES2308371	
Sample Purpose			EPL Compliance	
Sample collected by			Toll - TA	
Ammonia as N	0.01	0.9	3.24	3.04
Nitrate ^C	0.01	0.04	7.87	7.21
Oil and Grease	5		<5	<5
Total Suspended Solds	5		<5	27

All results are in units of mg/L

Blank Cell indicates no criterion available

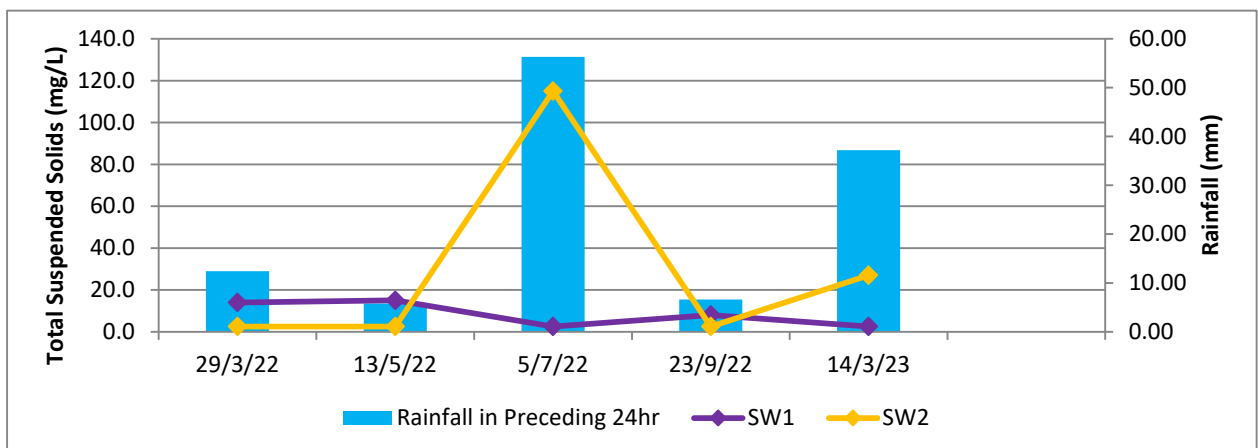
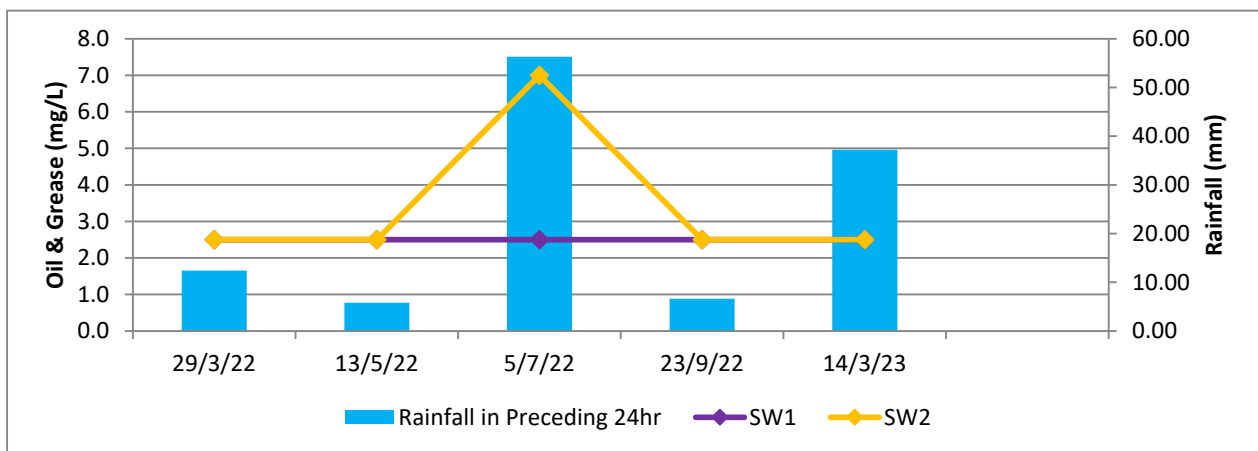
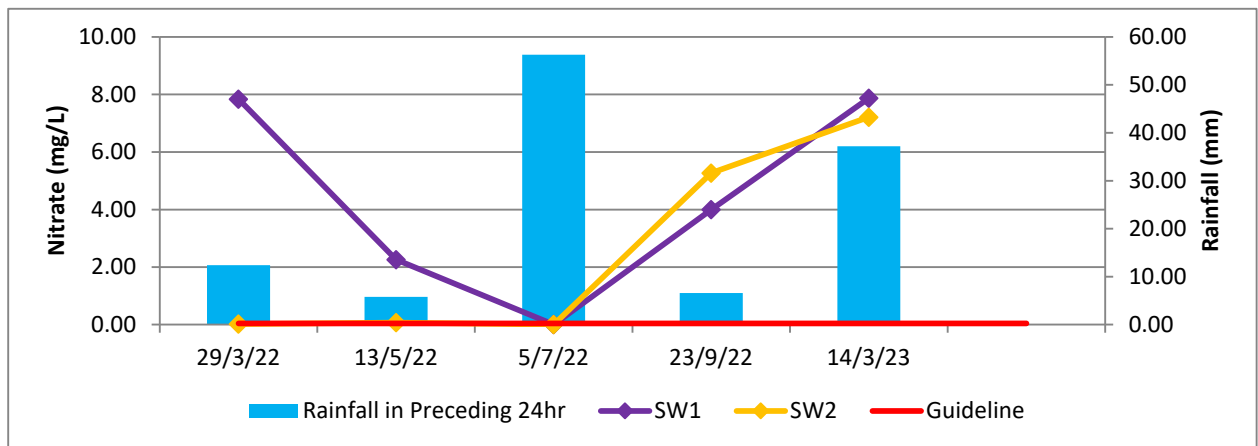
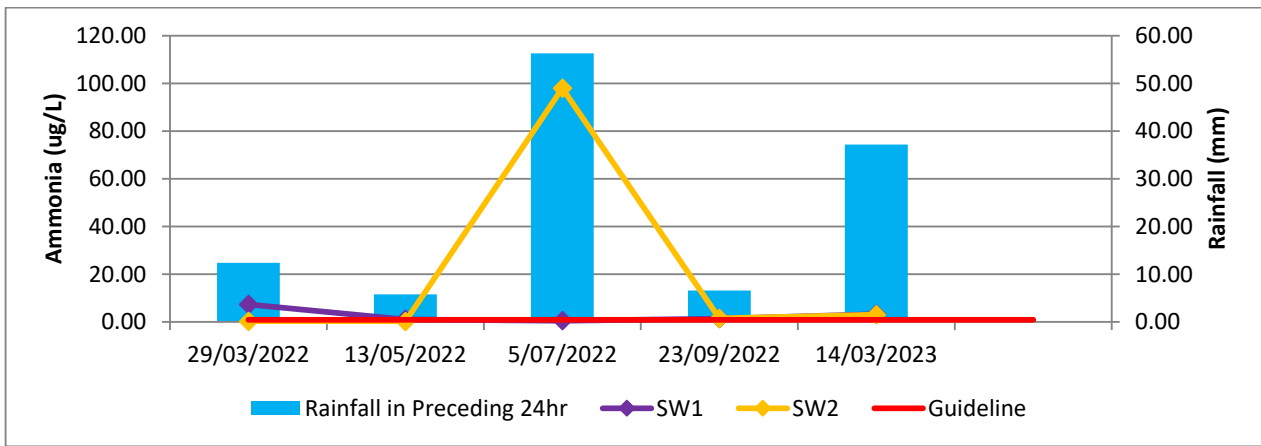
PQL = Practical Quantitation Limit.

^A % Protection Level for Receiving Water Type.

^B Based on BOM Williamtown data from 9.30am 13th March to 9.30am 14th March

^C Guidelines for Lowland (Coastal) Rivers in NSW

Results shown in **BOLD** are in excess of the guidelines



CERTIFICATE OF ANALYSIS

Work Order : **ES2308371**
Client : **ROBERT CARR & ASSOCIATES P/L**
Contact : MS FIONA BROOKER
Address : 92 HILL STREET
 CARRINGTON NSW 2294
Telephone : +61 02 4902 9200
Project : 12513d/102
Order number : ----
C-O-C number : ----
Sampler : Client
Site : ----
Quote number : SYBQ/400/21
No. of samples received : 2
No. of samples analysed : 2

Page : 1 of 2
Laboratory : Environmental Division Sydney
Contact : Customer Services ES
Address : 277-289 Woodpark Road Smithfield NSW Australia 2164

Telephone : +61-2-8784 8555
Date Samples Received : 14-Mar-2023 16:17
Date Analysis Commenced : 16-Mar-2023
Issue Date : 21-Mar-2023 16:26



This report supersedes any previous report(s) with this reference. Results apply to the sample(s) as submitted, unless the sampling was conducted by ALS. This document shall not be reproduced, except in full.

This Certificate of Analysis contains the following information:

- General Comments
- Analytical Results

Additional information pertinent to this report will be found in the following separate attachments: Quality Control Report, QA/QC Compliance Assessment to assist with Quality Review and Sample Receipt Notification.

Signatories

This document has been electronically signed by the authorized signatories below. Electronic signing is carried out in compliance with procedures specified in 21 CFR Part 11.

Signatories	Position	Accreditation Category
Ankit Joshi	Senior Chemist - Inorganics	Sydney Inorganics, Smithfield, NSW



General Comments

The analytical procedures used by ALS have been developed from established internationally recognised procedures such as those published by the USEPA, APHA, AS and NEPM. In house developed procedures are fully validated and are often at the client request.

Where moisture determination has been performed, results are reported on a dry weight basis.

Where a reported less than (<) result is higher than the LOR, this may be due to primary sample extract/digestate dilution and/or insufficient sample for analysis.

Where the LOR of a reported result differs from standard LOR, this may be due to high moisture content, insufficient sample (reduced weight employed) or matrix interference.

When sampling time information is not provided by the client, sampling dates are shown without a time component. In these instances, the time component has been assumed by the laboratory for processing purposes.

Where a result is required to meet compliance limits the associated uncertainty must be considered. Refer to the ALS Contract for details.

Key : CAS Number = CAS registry number from database maintained by Chemical Abstracts Services. The Chemical Abstracts Service is a division of the American Chemical Society.
 LOR = Limit of reporting
 ^ = This result is computed from individual analyte detections at or above the level of reporting
 Ø = ALS is not NATA accredited for these tests.
 ~ = Indicates an estimated value.

Analytical Results

Sub-Matrix: **WATER**
 (Matrix: **WATER**)

Sample ID

				SW1	SW2	----	----	----
Sampling date / time				14-Mar-2023 00:00	14-Mar-2023 00:00	----	----	----
Compound	CAS Number	LOR	Unit	ES2308371-001	ES2308371-002	-----	-----	-----
Result				Result	Result	----	----	----
EA025: Total Suspended Solids dried at 104 ± 2°C								
Suspended Solids (SS)	----	5	mg/L	<5	27	----	----	----
EK055G: Ammonia as N by Discrete Analyser								
Ammonia as N	7664-41-7	0.01	mg/L	3.24	3.04	----	----	----
EK057G: Nitrite as N by Discrete Analyser								
Nitrite as N	14797-65-0	0.01	mg/L	0.05	0.69	----	----	----
EK058G: Nitrate as N by Discrete Analyser								
Nitrate as N	14797-55-8	0.01	mg/L	7.87	7.21	----	----	----
EK059G: Nitrite plus Nitrate as N (NOx) by Discrete Analyser								
Nitrite + Nitrate as N	----	0.01	mg/L	7.92	7.90	----	----	----
EP020: Oil and Grease (O&G)								
Oil & Grease	----	5	mg/L	<5	<5	----	----	----

QUALITY CONTROL REPORT

Work Order	: ES2308371	Page	: 1 of 3
Client	: ROBERT CARR & ASSOCIATES P/L	Laboratory	: Environmental Division Sydney
Contact	: MS FIONA BROOKER	Contact	: Customer Services ES
Address	: 92 HILL STREET CARRINGTON NSW 2294	Address	: 277-289 Woodpark Road Smithfield NSW Australia 2164
Telephone	: +61 02 4902 9200	Telephone	: +61-2-8784 8555
Project	: 12513d/102	Date Samples Received	: 14-Mar-2023
Order number	: ----	Date Analysis Commenced	: 16-Mar-2023
C-O-C number	: ----	Issue Date	: 21-Mar-2023
Sampler	: Client		
Site	: ----		
Quote number	: SYBQ/400/21		
No. of samples received	: 2		
No. of samples analysed	: 2		



This report supersedes any previous report(s) with this reference. Results apply to the sample(s) as submitted, unless the sampling was conducted by ALS. This document shall not be reproduced, except in full.

This Quality Control Report contains the following information:

- Laboratory Duplicate (DUP) Report; Relative Percentage Difference (RPD) and Acceptance Limits
- Method Blank (MB) and Laboratory Control Spike (LCS) Report; Recovery and Acceptance Limits
- Matrix Spike (MS) Report; Recovery and Acceptance Limits

Signatories

This document has been electronically signed by the authorized signatories below. Electronic signing is carried out in compliance with procedures specified in 21 CFR Part 11.

<i>Signatories</i>	<i>Position</i>	<i>Accreditation Category</i>
Ankit Joshi	Senior Chemist - Inorganics	Sydney Inorganics, Smithfield, NSW



General Comments

The analytical procedures used by ALS have been developed from established internationally recognised procedures such as those published by the USEPA, APHA, AS and NEPM. In house developed procedures are fully validated and are often at the client request.

Where moisture determination has been performed, results are reported on a dry weight basis.

Where a reported less than (<) result is higher than the LOR, this may be due to primary sample extract/digestate dilution and/or insufficient sample for analysis. Where the LOR of a reported result differs from standard LOR, this may be due to high moisture content, insufficient sample (reduced weight employed) or matrix interference.

Key :
 Anonymous = Refers to samples which are not specifically part of this work order but formed part of the QC process lot
 CAS Number = CAS registry number from database maintained by Chemical Abstracts Services. The Chemical Abstracts Service is a division of the American Chemical Society.
 LOR = Limit of reporting
 RPD = Relative Percentage Difference
 # = Indicates failed QC

Laboratory Duplicate (DUP) Report

The quality control term Laboratory Duplicate refers to a randomly selected intralaboratory split. Laboratory duplicates provide information regarding method precision and sample heterogeneity. The permitted ranges for the Relative Percent Deviation (RPD) of Laboratory Duplicates are specified in ALS Method QWI-EN/38 and are dependent on the magnitude of results in comparison to the level of reporting: Result < 10 times LOR: No Limit; Result between 10 and 20 times LOR: 0% - 50%; Result > 20 times LOR: 0% - 20%.

Sub-Matrix: **WATER**

				Laboratory Duplicate (DUP) Report					
Laboratory sample ID	Sample ID	Method: Compound	CAS Number	LOR	Unit	Original Result	Duplicate Result	RPD (%)	Acceptable RPD (%)
EA025: Total Suspended Solids dried at 104 ± 2°C (QC Lot: 4940293)									
ES2308357-003	Anonymous	EA025H: Suspended Solids (SS)	----	5	mg/L	76	60	23.4	0% - 50%
ES2308357-013	Anonymous	EA025H: Suspended Solids (SS)	----	5	mg/L	23	22	7.8	No Limit
EK055G: Ammonia as N by Discrete Analyser (QC Lot: 4935679)									
ES2308239-003	Anonymous	EK055G: Ammonia as N	7664-41-7	0.01	mg/L	<0.10	<0.10	0.0	No Limit
ES2308408-007	Anonymous	EK055G: Ammonia as N	7664-41-7	0.01	mg/L	<0.01	<0.01	0.0	No Limit
EK057G: Nitrite as N by Discrete Analyser (QC Lot: 4933081)									
ES2308371-002	SW2	EK057G: Nitrite as N	14797-65-0	0.01	mg/L	0.69	0.69	0.0	0% - 20%
ES2308271-001	Anonymous	EK057G: Nitrite as N	14797-65-0	0.01	mg/L	<0.01	<0.01	0.0	No Limit
EK059G: Nitrite plus Nitrate as N (NOx) by Discrete Analyser (QC Lot: 4935680)									
ES2308371-001	SW1	EK059G: Nitrite + Nitrate as N	----	0.01	mg/L	7.92	8.06	1.8	0% - 20%
ES2308408-008	Anonymous	EK059G: Nitrite + Nitrate as N	----	0.01	mg/L	0.04	0.04	0.0	No Limit



Method Blank (MB) and Laboratory Control Sample (LCS) Report

The quality control term Method / Laboratory Blank refers to an analyte free matrix to which all reagents are added in the same volumes or proportions as used in standard sample preparation. The purpose of this QC parameter is to monitor potential laboratory contamination. The quality control term Laboratory Control Sample (LCS) refers to a certified reference material, or a known interference free matrix spiked with target analytes. The purpose of this QC parameter is to monitor method precision and accuracy independent of sample matrix. Dynamic Recovery Limits are based on statistical evaluation of processed LCS.

Sub-Matrix: **WATER**

Sub-Matrix: WATER				Method Blank (MB) Report	Laboratory Control Spike (LCS) Report			
					Spike Concentration	Spike Recovery (%) LCS	Acceptable Limits (%) LowHigh	
Method: Compound	CAS Number	LOR	Unit	Result				
EA025: Total Suspended Solids dried at 104 ± 2°C (QCLot: 4940293)								
EA025H: Suspended Solids (SS)	----	5	mg/L	<5	150 mg/L	105	83.0	129
				<5	1000 mg/L	99.2	82.0	110
				<5	987 mg/L	110	83.0	118
EK055G: Ammonia as N by Discrete Analyser (QCLot: 4935679)								
EK055G: Ammonia as N	7664-41-7	0.01	mg/L	<0.01	1 mg/L	106	90.0	114
EK057G: Nitrite as N by Discrete Analyser (QCLot: 4933081)								
EK057G: Nitrite as N	14797-65-0	0.01	mg/L	<0.01	0.5 mg/L	102	82.0	114
EK059G: Nitrite plus Nitrate as N (NOx) by Discrete Analyser (QCLot: 4935680)								
EK059G: Nitrite + Nitrate as N	----	0.01	mg/L	<0.01	0.5 mg/L	102	91.0	113
EP020: Oil and Grease (O&G) (QCLot: 4940725)								
EP020: Oil & Grease	----	5	mg/L	<5	5000 mg/L	96.1	81.0	121
				<5	4000 mg/L	73.6	70.0	110

Matrix Spike (MS) Report

The quality control term Matrix Spike (MS) refers to an intralaboratory split sample spiked with a representative set of target analytes. The purpose of this QC parameter is to monitor potential matrix effects on analyte recoveries. Static Recovery Limits as per laboratory Data Quality Objectives (DQOs). Ideal recovery ranges stated may be waived in the event of sample matrix interference.

Sub-Matrix: **WATER**

				Matrix Spike (MS) Report			
				Spike Concentration	Spike Recovery (%) MS	Acceptable Limits (%)	
Laboratory sample ID	Sample ID	Method: Compound	CAS Number			Low	High
EK055G: Ammonia as N by Discrete Analyser (QCLot: 4935679)							
ES2308239-003	Anonymous	EK055G: Ammonia as N	7664-41-7	10 mg/L	94.9	70.0	130
EK057G: Nitrite as N by Discrete Analyser (QCLot: 4933081)							
ES2308271-001	Anonymous	EK057G: Nitrite as N	14797-65-0	0.5 mg/L	99.4	70.0	130
EK059G: Nitrite plus Nitrate as N (NOx) by Discrete Analyser (QCLot: 4935680)							
ES2308371-001	SW1	EK059G: Nitrite + Nitrate as N	----	0.5 mg/L	# Not Determined	70.0	130

QA/QC Compliance Assessment to assist with Quality Review

Work Order	: ES2308371	Page	: 1 of 4
Client	: ROBERT CARR & ASSOCIATES P/L	Laboratory	: Environmental Division Sydney
Contact	: MS FIONA BROOKER	Telephone	: +61-2-8784 8555
Project	: 12513d/102	Date Samples Received	: 14-Mar-2023
Site	: ----	Issue Date	: 21-Mar-2023
Sampler	: Client	No. of samples received	: 2
Order number	: ----	No. of samples analysed	: 2

This report is automatically generated by the ALS LIMS through interpretation of the ALS Quality Control Report and several Quality Assurance parameters measured by ALS. This automated reporting highlights any non-conformances, facilitates faster and more accurate data validation and is designed to assist internal expert and external Auditor review. Many components of this report contribute to the overall DQO assessment and reporting for guideline compliance.

Brief method summaries and references are also provided to assist in traceability.

Summary of Outliers

Outliers : Quality Control Samples

This report highlights outliers flagged in the Quality Control (QC) Report.

- **NO** Method Blank value outliers occur.
- **NO** Duplicate outliers occur.
- **NO** Laboratory Control outliers occur.
- Matrix Spike outliers exist - please see following pages for full details.
- For all regular sample matrices, **NO** surrogate recovery outliers occur.

Outliers : Analysis Holding Time Compliance

- **NO** Analysis Holding Time Outliers exist.

Outliers : Frequency of Quality Control Samples

- **NO** Quality Control Sample Frequency Outliers exist.



Outliers : Quality Control Samples

Duplicates, Method Blanks, Laboratory Control Samples and Matrix Spikes

Matrix: **WATER**

Compound Group Name	Laboratory Sample ID	Client Sample ID	Analyte	CAS Number	Data	Limits	Comment
Matrix Spike (MS) Recoveries							
EK059G: Nitrite plus Nitrate as N (NOx) by Discrete Ar	ES2308371--001	SW1	Nitrite + Nitrate as N	----	Not Determined	----	MS recovery not determined, background level greater than or equal to 4x spike level.

Analysis Holding Time Compliance

If samples are identified below as having been analysed or extracted outside of recommended holding times, this should be taken into consideration when interpreting results.

This report summarizes extraction / preparation and analysis times and compares each with ALS recommended holding times (referencing USEPA SW 846, APHA, AS and NEPM) based on the sample container provided. Dates reported represent first date of extraction or analysis and preclude subsequent dilutions and reruns. A listing of breaches (if any) is provided herein.

Holding time for leachate methods (e.g. TCLP) vary according to the analytes reported. Assessment compares the leach date with the shortest analyte holding time for the equivalent soil method. These are: organics 14 days, mercury 28 days & other metals 180 days. A recorded breach does not guarantee a breach for all non-volatile parameters.

Holding times for VOC in soils vary according to analytes of interest. Vinyl Chloride and Styrene holding time is 7 days; others 14 days. A recorded breach does not guarantee a breach for all VOC analytes and should be verified in case the reported breach is a false positive or Vinyl Chloride and Styrene are not key analytes of interest/concern.

Matrix: **WATER**

Evaluation: ✖ = Holding time breach ; ✔ = Within holding time.

Method	Sample Date	Extraction / Preparation			Analysis			
Container / Client Sample ID(s)		Date extracted	Due for extraction	Evaluation	Date analysed	Due for analysis	Evaluation	
EA025: Total Suspended Solids dried at 104 ± 2°C								
Clear Plastic Bottle - Natural (EA025H) SW1, SW2	14-Mar-2023	----	----	----	20-Mar-2023	21-Mar-2023	✓	
EK055G: Ammonia as N by Discrete Analyser								
Clear Plastic Bottle - Sulfuric Acid (EK055G) SW1, SW2	14-Mar-2023	----	----	----	20-Mar-2023	11-Apr-2023	✓	
EK057G: Nitrite as N by Discrete Analyser								
Clear Plastic Bottle - Natural (EK057G) SW1, SW2	14-Mar-2023	----	----	----	16-Mar-2023	16-Mar-2023	✓	
EK059G: Nitrite plus Nitrate as N (NOx) by Discrete Analyser								
Clear Plastic Bottle - Sulfuric Acid (EK059G) SW1, SW2	14-Mar-2023	----	----	----	20-Mar-2023	11-Apr-2023	✓	
EP020: Oil and Grease (O&G)								
Amber Jar - Sulfuric Acid or Sodium Bisulfate (EP020) SW1, SW2	14-Mar-2023	----	----	----	20-Mar-2023	11-Apr-2023	✓	



Quality Control Parameter Frequency Compliance

The following report summarises the frequency of laboratory QC samples analysed within the analytical lot(s) in which the submitted sample(s) was(were) processed. Actual rate should be greater than or equal to the expected rate. A listing of breaches is provided in the Summary of Outliers.

Matrix: **WATER**

Evaluation: ✖ = Quality Control frequency not within specification ; ✔ = Quality Control frequency within specification.

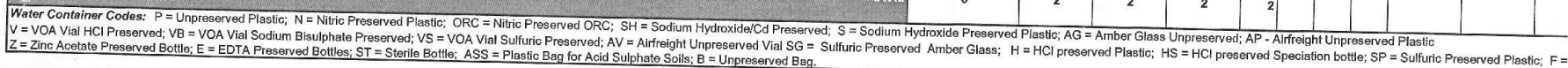
Quality Control Sample Type		Count		Rate (%)			Quality Control Specification
Analytical Methods	Method	QC	Regular	Actual	Expected	Evaluation	
Laboratory Duplicates (DUP)							
Ammonia as N by Discrete analyser	EK055G	2	20	10.00	10.00	✓	NEPM 2013 B3 & ALS QC Standard
Nitrite and Nitrate as N (NOx) by Discrete Analyser	EK059G	2	18	11.11	10.00	✓	NEPM 2013 B3 & ALS QC Standard
Nitrite as N by Discrete Analyser	EK057G	2	20	10.00	10.00	✓	NEPM 2013 B3 & ALS QC Standard
Suspended Solids (High Level)	EA025H	2	20	10.00	10.00	✓	NEPM 2013 B3 & ALS QC Standard
Laboratory Control Samples (LCS)							
Ammonia as N by Discrete analyser	EK055G	1	20	5.00	5.00	✓	NEPM 2013 B3 & ALS QC Standard
Nitrite and Nitrate as N (NOx) by Discrete Analyser	EK059G	1	18	5.56	5.00	✓	NEPM 2013 B3 & ALS QC Standard
Nitrite as N by Discrete Analyser	EK057G	1	20	5.00	5.00	✓	NEPM 2013 B3 & ALS QC Standard
Oil and Grease	EP020	4	50	8.00	8.00	✓	NEPM 2013 B3 & ALS QC Standard
Suspended Solids (High Level)	EA025H	3	20	15.00	15.00	✓	NEPM 2013 B3 & ALS QC Standard
Method Blanks (MB)							
Ammonia as N by Discrete analyser	EK055G	1	20	5.00	5.00	✓	NEPM 2013 B3 & ALS QC Standard
Nitrite and Nitrate as N (NOx) by Discrete Analyser	EK059G	1	18	5.56	5.00	✓	NEPM 2013 B3 & ALS QC Standard
Nitrite as N by Discrete Analyser	EK057G	1	20	5.00	5.00	✓	NEPM 2013 B3 & ALS QC Standard
Oil and Grease	EP020	3	50	6.00	6.00	✓	NEPM 2013 B3 & ALS QC Standard
Suspended Solids (High Level)	EA025H	1	20	5.00	5.00	✓	NEPM 2013 B3 & ALS QC Standard
Matrix Spikes (MS)							
Ammonia as N by Discrete analyser	EK055G	1	20	5.00	5.00	✓	NEPM 2013 B3 & ALS QC Standard
Nitrite and Nitrate as N (NOx) by Discrete Analyser	EK059G	1	18	5.56	5.00	✓	NEPM 2013 B3 & ALS QC Standard
Nitrite as N by Discrete Analyser	EK057G	1	20	5.00	5.00	✓	NEPM 2013 B3 & ALS QC Standard



Brief Method Summaries

The analytical procedures used by the Environmental Division have been developed from established internationally recognized procedures such as those published by the US EPA, APHA, AS and NEPM. In house developed procedures are employed in the absence of documented standards or by client request. The following report provides brief descriptions of the analytical procedures employed for results reported in the Certificate of Analysis. Sources from which ALS methods have been developed are provided within the Method Descriptions.

Analytical Methods	Method	Matrix	Method Descriptions
Suspended Solids (High Level)	EA025H	WATER	In house: Referenced to APHA 2540D. A gravimetric procedure employed to determine the amount of 'non-filterable' residue in a aqueous sample. The prescribed GFC (1.2um) filter is rinsed with deionised water, oven dried and weighed prior to analysis. A well-mixed sample is filtered through a glass fibre filter (1.2um). The residue on the filter paper is dried at 104+/-2C . This method is compliant with NEPM Schedule B(3)
Ammonia as N by Discrete analyser	EK055G	WATER	In house: Referenced to APHA 4500-NH3 G Ammonia is determined by direct colorimetry by Discrete Analyser. This method is compliant with NEPM Schedule B(3)
Nitrite as N by Discrete Analyser	EK057G	WATER	In house: Referenced to APHA 4500-NO2- B. Nitrite is determined by direct colourimetry by Discrete Analyser. This method is compliant with NEPM Schedule B(3)
Nitrate as N by Discrete Analyser	EK058G	WATER	In house: Referenced to APHA 4500-NO3- F. Nitrate is reduced to nitrite by way of a chemical reduction followed by quantification by Discrete Analyser. Nitrite is determined seperately by direct colourimetry and result for Nitrate calculated as the difference between the two results. This method is compliant with NEPM Schedule B(3)
Nitrite and Nitrate as N (NOx) by Discrete Analyser	EK059G	WATER	In house: Referenced to APHA 4500-NO3- F. Combined oxidised Nitrogen (NO2+NO3) is determined by Chemical Reduction and direct colourimetry by Discrete Analyser. This method is compliant with NEPM Schedule B(3)
Oil and Grease	EP020	WATER	In house: Referenced to APHA 5520 B. Oil & grease is a gravimetric procedure to determine the amount of dissolved or emulsified oil & grease residue in an aqueous sample. The sample is serially extracted three times n-hexane. The resultant extracts are combined, dehydrated and concentrated prior to gravimetric determination. This method is compliant with NEPM Schedule B(3)



SAMPLE RECEIPT NOTIFICATION (SRN)

Work Order : ES2308371

Client	: ROBERT CARR & ASSOCIATES P/L	Laboratory	: Environmental Division Sydney
Contact	: MS FIONA BROOKER	Contact	: Customer Services ES
Address	: 92 HILL STREET CARRINGTON NSW 2294	Address	: 277-289 Woodpark Road Smithfield NSW Australia 2164
E-mail	: fionab@rca.com.au	E-mail	: ALSEnviro.Sydney@ALSGlobal.com
Telephone	: +61 02 4902 9200	Telephone	: +61-2-8784 8555
Facsimile	: +61 02 4902 9299	Facsimile	: +61-2-8784 8500
Project	: 12513d/102	Page	: 1 of 2
Order number	: ---	Quote number	: ES2017ROBCAR0004 (SYBQ/400/21)
C-O-C number	: ---	QC Level	: NEPM 2013 B3 & ALS QC Standard
Site	: ---		
Sampler	: Client		

Dates

Date Samples Received	: 14-Mar-2023 16:17	Issue Date	: 15-Mar-2023
Client Requested Due Date	: 21-Mar-2023	Scheduled Reporting Date	: 21-Mar-2023

Delivery Details

Mode of Delivery	: Undefined	Security Seal	: Not Available
No. of coolers/boxes	: 1	Temperature	: 1.8°C - Ice present
Receipt Detail	:	No. of samples received / analysed	: 2 / 2

General Comments

- This report contains the following information:
 - Sample Container(s)/Preservation Non-Compliances
 - Summary of Sample(s) and Requested Analysis
 - Proactive Holding Time Report
 - Requested Deliverables
- **Please refer to the Proactive Holding Time Report table below which summarises breaches of recommended holding times that have occurred prior to samples/instructions being received at the laboratory. The laboratory will process these samples unless instructions are received from you indicating you do not wish to proceed. The absence of this summary table indicates that all samples have been received within the recommended holding times for the analysis requested.**
- Please direct any queries you have regarding this work order to the above ALS laboratory contact.
- Analytical work for this work order will be conducted at ALS Sydney.
- Sample Disposal - Aqueous (3 weeks), Solid (2 months ± 1 week) from receipt of samples.
- Please be aware that APHA/NEPM recommends water and soil samples be chilled to less than or equal to 6°C for chemical analysis, and less than or equal to 10°C but unfrozen for Microbiological analysis. Where samples are received above this temperature, it should be taken into consideration when interpreting results. Refer to ALS EnviroMail 85 for ALS recommendations of the best practice for chilling samples after sampling and for maintaining a cool temperature during transit.



Sample Container(s)/Preservation Non-Compliances

All comparisons are made against pretreatment/preservation AS, APHA, USEPA standards.

- No sample container / preservation non-compliance exists.

Summary of Sample(s) and Requested Analysis

Some items described below may be part of a laboratory process necessary for the execution of client requested tasks. Packages may contain additional analyses, such as the determination of moisture content and preparation tasks, that are included in the package.

If no sampling time is provided, the sampling time will default 00:00 on the date of sampling. If no sampling date is provided, the sampling date will be assumed by the laboratory and displayed in brackets without a time component

Matrix: **WATER**

Laboratory sample ID	Sampling date / time	Sample ID	WATER - EA025H Suspended Solids - Standard Level	WATER - EK055G Ammonia as N By Discrete Analyser	WATER - EK058G Nitrate as N by Discrete Analyser	WATER - EP020 Oil & Grease (O&G)
ES2308371-001	14-Mar-2023 00:00	SW1	✓	✓	✓	✓
ES2308371-002	14-Mar-2023 00:00	SW2	✓	✓	✓	✓

Proactive Holding Time Report

Sample(s) have been received within the recommended holding times for the requested analysis.

Requested Deliverables

ADMINISTRATOR

- *AU Certificate of Analysis - NATA (COA)	Email	administrator@rca.com.au
- *AU Interpretive QC Report - DEFAULT (Anon QCI Rep) (QCI)	Email	administrator@rca.com.au
- *AU QC Report - DEFAULT (Anon QC Rep) - NATA (QC)	Email	administrator@rca.com.au
- A4 - AU Sample Receipt Notification - Environmental HT (SRN)	Email	administrator@rca.com.au
- Chain of Custody (CoC) (COC)	Email	administrator@rca.com.au
- EDI Format - ENMRG (ENMRG)	Email	administrator@rca.com.au

ALL INVOICES

- A4 - AU Tax Invoice (INV)	Email	administrator@rca.com.au
-----------------------------	-------	--------------------------

ENVIRO

- *AU Certificate of Analysis - NATA (COA)	Email	enviro@rca.com.au
- *AU Interpretive QC Report - DEFAULT (Anon QCI Rep) (QCI)	Email	enviro@rca.com.au
- *AU QC Report - DEFAULT (Anon QC Rep) - NATA (QC)	Email	enviro@rca.com.au
- A4 - AU Sample Receipt Notification - Environmental HT (SRN)	Email	enviro@rca.com.au
- A4 - AU Tax Invoice (INV)	Email	enviro@rca.com.au
- Chain of Custody (CoC) (COC)	Email	enviro@rca.com.au
- EDI Format - ENMRG (ENMRG)	Email	enviro@rca.com.au
- EDI Format - ESDAT (ESDAT)	Email	enviro@rca.com.au

FIONA BROOKER

- *AU Certificate of Analysis - NATA (COA)	Email	fionab@rca.com.au
- *AU Interpretive QC Report - DEFAULT (Anon QCI Rep) (QCI)	Email	fionab@rca.com.au
- *AU QC Report - DEFAULT (Anon QC Rep) - NATA (QC)	Email	fionab@rca.com.au
- A4 - AU Sample Receipt Notification - Environmental HT (SRN)	Email	fionab@rca.com.au
- Chain of Custody (CoC) (COC)	Email	fionab@rca.com.au
- EDI Format - ENMRG (ENMRG)	Email	fionab@rca.com.au
- EDI Format - ESDAT (ESDAT)	Email	fionab@rca.com.au