

*Surface Water Results Summary
Ecological Comparison*

| | | | | |
|---|------|---|----------------|--------------|
| Sample Identification | PQL | Aquatic Ecosystem Guideline ^A | SW1 | SW2 |
| Rainfall (mm) in preceding 24hours ^B | | 95% Fresh | 2.8 | 2.8 |
| Time of Sample Collection | | | -- | 14:00 |
| Date of Sample Collection | | | 11/12/2025 | |
| Sample Description | | | -- | Dirty, clear |
| Laboratory Report Reference | | | -- | EN2520975 |
| Sample Purpose | | | EPL Compliance | |
| Sample collected by | | | Toll | |
| Ammonia as N | 0.01 | 0.9 | -- | 1 |
| Nitrate ^C | 0.01 | 0.04 | -- | 2.29 |
| Oil and Grease | 5 | | -- | <5 |
| Total Suspended Solids | 5 | | -- | <5 |

All results are in units of mg/L

Blank Cell indicates no criterion available

PQL = Practical Quantitation Limit.

^A % Protection Level for Receiving Water Type.

^B Based on BOM Williamstown data from 9:00am 10th December to 9:00am 12th December 2025 such that some recorded rainfall may have been after sampling. More specific data not able to be provided due to timing of sampling advisement.

^C Guidelines for Lowland (Coastal) Rivers in NSW

Results shown in **BOLD** are in excess of the guidelines

*Surface Water Results Summary
Ecological Comparison*

| | | | | |
|---|------|---|------------------|------------------|
| Sample Identification | PQL | Aquatic Ecosystem Guideline ^A | SW1 | SW2 |
| Rainfall (mm) in preceding 24hours ^B | | 95% Fresh | 2.8 | 2.8 |
| Time of Sample Collection | | | 13:10 | 13:15 |
| Date of Sample Collection | | | 12/12/2025 | |
| Sample Description | | | Brown, odourless | Brown, odourless |
| Laboratory Report Reference | | | ES2539883 | ES2539883 |
| Sample Purpose | | | EPL Compliance | |
| Sample collected by | | | Toll - GJF | |
| | | | | |
| Ammonia as N | 0.01 | 0.9 | 19 | 8.72 |
| Nitrate ^C | 0.01 | 0.04 | 216 | 20.1 |
| Oil and Grease | 5 | | <5 | <5 |
| Total Suspended Solids | 5 | | 264 | 83 |

All results are in units of mg/L

Blank Cell indicates no criterion available

PQL = Practical Quantitation Limit.

^A % Protection Level for Receiving Water Type.

^B Based on BOM Williamstown data from 9:00am 11th December to 9:00am 12th December 2025; there was a further 18.6mm received up until 9:00am 13th December however specific data between 9:00am 12th December and time of sampling not able to be provided due to timing of sampling advisement.

^C Guidelines for Lowland (Coastal) Rivers in NSW

Results shown in **BOLD** are in excess of the guidelines

*Surface Water Results Summary
Ecological Comparison*

| | | | | |
|---|------|--|---|---|
| Sample Identification | PQL | Aquatic Ecosystem Guideline ^A | SW1 | SW2 |
| Rainfall (mm) in preceding 24hours ^B | | 95% Fresh | 0.8 | 0.8 |
| Time of Sample Collection | | | 14:30 | 14:30 |
| Date of Sample Collection | | | 16/12/2025 | |
| Sample Description | | | Light brown, little to no odour, small amount of sediment, 7/10 clarity | Light brown, little to no odour, small amount of sediment, 7/10 clarity |
| Laboratory Report Reference | | | ES2540142 | ES2540142 |
| Sample Purpose | | | EPL Compliance | |
| Sample collected by | | | Toll - JC | |
| Ammonia as N | 0.01 | 0.9 | 1.51 | 29.3 |
| Nitrate ^C | 0.01 | 0.04 | 3.61 | 112 |
| Oil and Grease | 5 | | <5 | <5 |
| Total Suspended Solids | 5 | | 11 | 14 |

All results are in units of mg/L

Blank Cell indicates no criterion available

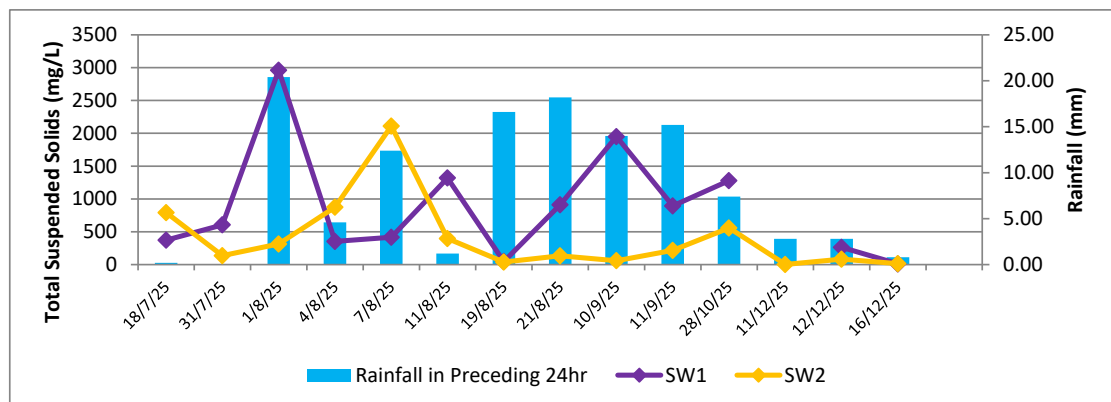
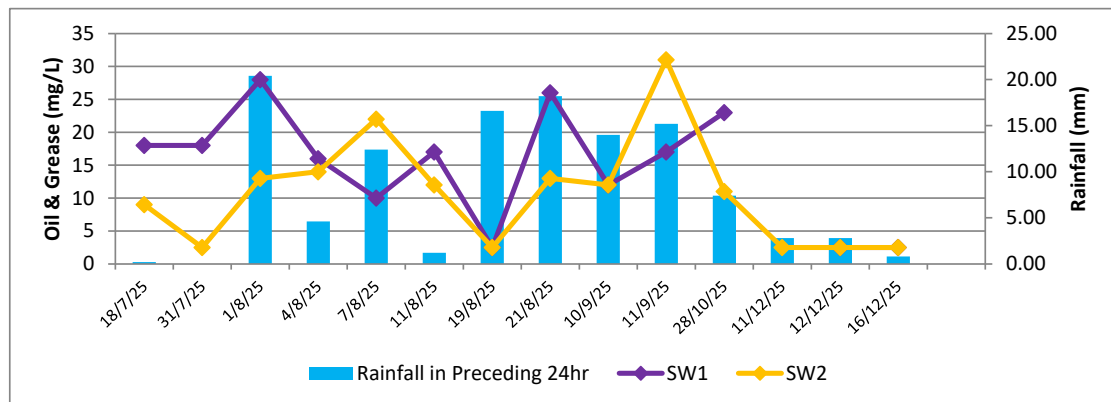
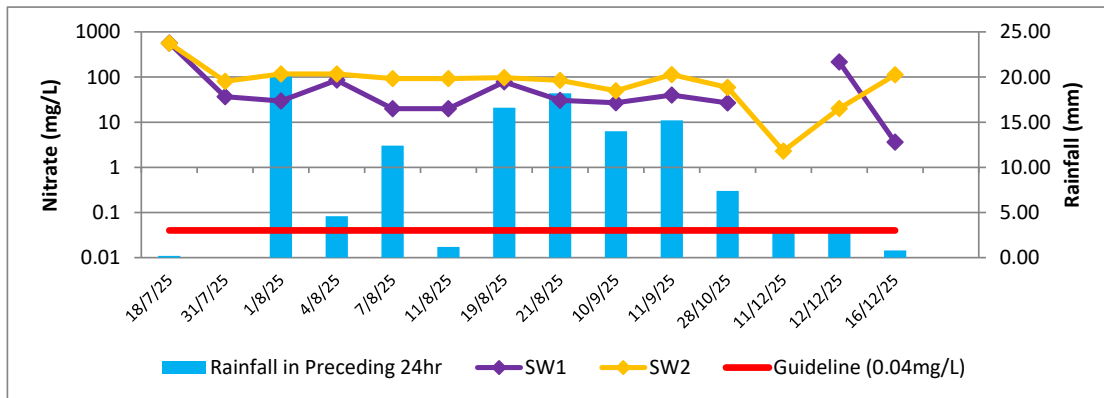
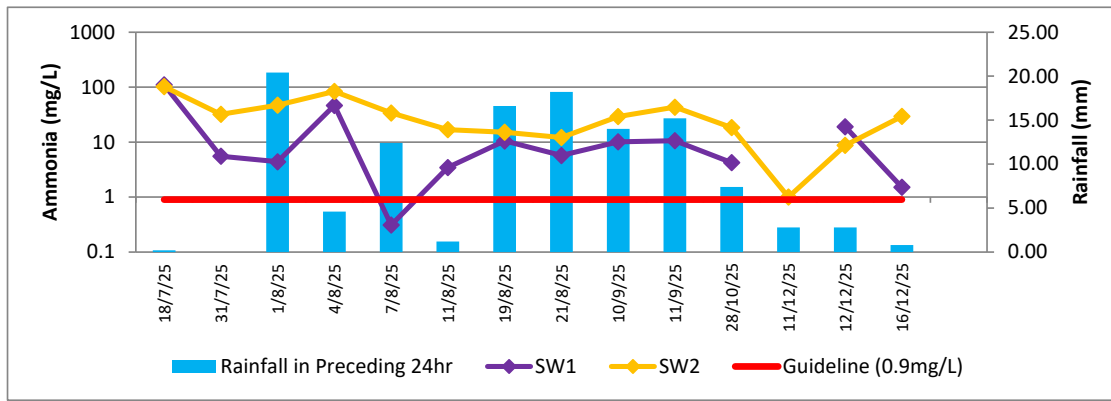
PQL = Practical Quantitation Limit.

^A % Protection Level for Receiving Water Type.

^B Based on BOM Williamstown data from 2:30pm 15th December to 2:30pm 16th December 2025.

^C Guidelines for Lowland (Coastal) Rivers in NSW

Results shown in **BOLD** are in excess of the guidelines





CERTIFICATE OF ANALYSIS

Work Order : **EN2520975**
Client : **ROBERT CARR & ASSOCIATES P/L**
Contact : MS FIONA BROOKER
Address : 92 HILL STREET
CARRINGTON NSW 2294
Telephone : +61 02 4902 9200
Project : 12513e
Order number : ----
C-O-C number : ----
Sampler : Client
Site : ----
Quote number : NSW Custom BQ 2024
No. of samples received : 1
No. of samples analysed : 1

Page : 1 of 2
Laboratory : Environmental Division Newcastle
Contact : Danae Hambly
Address : 5/585 Maitland Road Mayfield West NSW Australia 2304
Telephone : +61 2 4014 2500
Date Samples Received : 12-Dec-2025 12:24
Date Analysis Commenced : 17-Dec-2025
Issue Date : 19-Dec-2025 11:17



Accreditation No. 825
Accredited for compliance with
ISO/IEC 17025 - Testing

This report supersedes any previous report(s) with this reference. Results apply to the sample(s) as submitted, unless the sampling was conducted by ALS. This document shall not be reproduced, except in full.

This Certificate of Analysis contains the following information:

- General Comments
- Analytical Results

Additional information pertinent to this report will be found in the following separate attachments: Quality Control Report, QA/QC Compliance Assessment to assist with Quality Review and Sample Receipt Notification.

Signatories

This document has been electronically signed by the authorized signatories below. Electronic signing is carried out in compliance with procedures specified in 21 CFR Part 11.

| Signatories | Position | Accreditation Category |
|----------------|-----------------------------|--|
| Ankit Joshi | Senior Chemist - Inorganics | Sydney Inorganics, Smithfield, NSW |
| Gregory Towers | Laboratory Technician | Newcastle - Inorganics, Mayfield West, NSW |



General Comments

The analytical procedures used by ALS have been developed from established internationally recognised procedures such as those published by the USEPA, APHA, AS and NEPM. In house developed procedures are fully validated and are often at the client request.

Where moisture determination has been performed, results are reported on a dry weight basis.

Where a reported less than (<) result is higher than the LOR, this may be due to primary sample extract/digestate dilution and/or insufficient sample for analysis.

Where the LOR of a reported result differs from standard LOR, this may be due to high moisture content, insufficient sample (reduced weight employed) or matrix interference.

When sampling time information is not provided by the client, sampling dates are shown without a time component. In these instances, the time component has been assumed by the laboratory for processing purposes.

Where a result is required to meet compliance limits the associated uncertainty must be considered. Refer to the ALS Contract for details.

Key : CAS Number = CAS registry number from database maintained by Chemical Abstracts Services. The Chemical Abstracts Service is a division of the American Chemical Society.
 LOR = Limit of reporting
 ^ = This result is computed from individual analyte detections at or above the level of reporting
 ø = ALS is not NATA accredited for these tests.
 ~ = Indicates an estimated value.

Analytical Results

Sub-Matrix: **WATER**
 (Matrix: **WATER**)

Sample ID

| | | | | SW2 | ---- | ---- | ---- | ---- |
|---|------------|------|------|-------------------|-------|-------|-------|-------|
| Sampling date / time | | | | 11-Dec-2025 14:00 | ---- | ---- | ---- | ---- |
| Compound | CAS Number | LOR | Unit | EN2520975-001 | ----- | ----- | ----- | ----- |
| Result | | | | ---- | ---- | ---- | ---- | ---- |
| EA025: Total Suspended Solids dried at 104 ± 2°C | | | | | | | | |
| Suspended Solids (SS) | ---- | 5 | mg/L | <5 | ---- | --- | ---- | ---- |
| EK055A: Ammonia as N | | | | | | | | |
| Ammonia as N | 7664-41-7 | 0.05 | mg/L | 1.00 | ---- | ---- | ---- | ---- |
| EK058A: Nitrate as N | | | | | | | | |
| Nitrate as N | 14797-55-8 | 0.05 | mg/L | 2.29 | ---- | ---- | ---- | ---- |
| EP020: Oil and Grease (O&G) | | | | | | | | |
| Oil & Grease | ---- | 5 | mg/L | <5 | ---- | ---- | ---- | ---- |

Inter-Laboratory Testing

Analysis conducted by ALS Sydney, NATA accreditation no. 825, site no. 10911 (Chemistry / Biology).

(WATER) EP020: Oil and Grease (O&G)



QUALITY CONTROL REPORT

| | | | |
|-------------------------|---|-------------------------|--|
| Work Order | : EN2520975 | Page | : 1 of 3 |
| Client | : ROBERT CARR & ASSOCIATES P/L | Laboratory | : Environmental Division Newcastle |
| Contact | : MS FIONA BROOKER | Contact | : Danae Hambly |
| Address | : 92 HILL STREET CARRINGTON NSW 2294 | Address | : 5/585 Maitland Road Mayfield West NSW Australia 2304 |
| Telephone | : +61 02 4902 9200 | Telephone | : +61 2 4014 2500 |
| Project | : 12513e | Date Samples Received | : 12-Dec-2025 |
| Order number | : ---- | Date Analysis Commenced | : 17-Dec-2025 |
| C-O-C number | : ---- | Issue Date | : 19-Dec-2025 |
| Sampler | : Client | | |
| Site | : ---- | | |
| Quote number | : NSW Custom BQ 2024 | | |
| No. of samples received | : 1 | | |
| No. of samples analysed | : 1 | | |



This report supersedes any previous report(s) with this reference. Results apply to the sample(s) as submitted, unless the sampling was conducted by ALS. This document shall not be reproduced, except in full.

This Quality Control Report contains the following information:

- Laboratory Duplicate (DUP) Report; Relative Percentage Difference (RPD) and Acceptance Limits
- Method Blank (MB) and Laboratory Control Spike (LCS) Report; Recovery and Acceptance Limits
- Matrix Spike (MS) Report; Recovery and Acceptance Limits

Signatories

This document has been electronically signed by the authorized signatories below. Electronic signing is carried out in compliance with procedures specified in 21 CFR Part 11.

| Signatories | Position | Accreditation Category |
|----------------|-----------------------------|--|
| Ankit Joshi | Senior Chemist - Inorganics | Sydney Inorganics, Smithfield, NSW |
| Gregory Towers | Laboratory Technician | Newcastle - Inorganics, Mayfield West, NSW |



General Comments

The analytical procedures used by ALS have been developed from established internationally recognised procedures such as those published by the USEPA, APHA, AS and NEPM. In house developed procedures are fully validated and are often at the client request.

Where moisture determination has been performed, results are reported on a dry weight basis.

Where a reported less than (<) result is higher than the LOR, this may be due to primary sample extract/digestate dilution and/or insufficient sample for analysis. Where the LOR of a reported result differs from standard LOR, this may be due to high moisture content, insufficient sample (reduced weight employed) or matrix interference.

Key :
 Anonymous = Refers to samples which are not specifically part of this work order but formed part of the QC process lot
 CAS Number = CAS registry number from database maintained by Chemical Abstracts Services. The Chemical Abstracts Service is a division of the American Chemical Society.
 LOR = Limit of reporting
 RPD = Relative Percentage Difference
 # = Indicates failed QC

Laboratory Duplicate (DUP) Report

The quality control term Laboratory Duplicate refers to a randomly selected intralaboratory split. Laboratory duplicates provide information regarding method precision and sample heterogeneity. The permitted ranges for the Relative Percent Deviation (RPD) of Laboratory Duplicates are specified in ALS Method QWI-EN/38 and are dependent on the magnitude of results in comparison to the level of reporting: Result < 10 times LOR: No Limit; Result between 10 and 20 times LOR: 0% - 50%; Result > 20 times LOR: 0% - 20%.

Sub-Matrix: **WATER**

| Sub-Matrix: WATER | | | | Laboratory Duplicate (DUP) Report | | | | | |
|--|-----------|-------------------------------|------------|-----------------------------------|------|-----------------|------------------|---------|--------------------|
| Laboratory sample ID | Sample ID | Method: Compound | CAS Number | LOR | Unit | Original Result | Duplicate Result | RPD (%) | Acceptable RPD (%) |
| EA025: Total Suspended Solids dried at 104 ± 2°C (QC Lot: 7085240) | | | | | | | | | |
| EN2520781-001 | Anonymous | EA025H: Suspended Solids (SS) | ---- | 5 | mg/L | 135 | 133 | 1.2 | 0% - 20% |
| EN2520929-002 | Anonymous | EA025H: Suspended Solids (SS) | ---- | 5 | mg/L | <5 | <5 | 0.0 | No Limit |
| EK055A: Ammonia as N (QC Lot: 7085141) | | | | | | | | | |
| EN2520975-001 | SW2 | EK055A: Ammonia as N | 7664-41-7 | 0.05 | mg/L | 1.00 | 1.02 | 2.3 | 0% - 20% |



Method Blank (MB) and Laboratory Control Sample (LCS) Report

The quality control term Method / Laboratory Blank refers to an analyte free matrix to which all reagents are added in the same volumes or proportions as used in standard sample preparation. The purpose of this QC parameter is to monitor potential laboratory contamination. The quality control term Laboratory Control Sample (LCS) refers to a certified reference material, or a known interference free matrix spiked with target analytes. The purpose of this QC parameter is to monitor method precision and accuracy independent of sample matrix. Dynamic Recovery Limits are based on statistical evaluation of processed LCS.

| Sub-Matrix: WATER | | | | Method Blank (MB) Report | Laboratory Control Spike (LCS) Report | | | |
|---|------------|------|------|-----------------------------|---------------------------------------|--------------------|-----------------------|------|
| | | | | | Spike | Spike Recovery (%) | Acceptable Limits (%) | |
| Method: Compound | CAS Number | LOR | Unit | Result | Concentration | LCS | Low | High |
| EA025: Total Suspended Solids dried at 104 ± 2°C (QCLot: 7085240) | | | | | | | | |
| EA025H: Suspended Solids (SS) | ---- | 5 | mg/L | <5 | 150 mg/L | 100 | 85.0 | 110 |
| | | | | <5 | 1000 mg/L | 95.9 | 85.0 | 110 |
| | | | | <5 | 818 mg/L | 111 | 85.0 | 115 |
| EK055A: Ammonia as N (QCLot: 7085141) | | | | | | | | |
| EK055A: Ammonia as N | 7664-41-7 | 0.05 | mg/L | <0.05 | 2 mg/L | 97.3 | 90.0 | 110 |
| EP020: Oil and Grease (O&G) (QCLot: 7088319) | | | | | | | | |
| EP020: Oil & Grease | ---- | 5 | mg/L | <5 | 5000 mg/L | 97.0 | 81.0 | 121 |
| | | | | <5 | 4000 mg/L | 91.6 | 70.0 | 110 |

Matrix Spike (MS) Report

The quality control term Matrix Spike (MS) refers to an intralaboratory split sample spiked with a representative set of target analytes. The purpose of this QC parameter is to monitor potential matrix effects on analyte recoveries. Static Recovery Limits as per laboratory Data Quality Objectives (DQOs). Ideal recovery ranges stated may be waived in the event of sample matrix interference.

| Sub-Matrix: WATER | | | | Matrix Spike (MS) Report | | | |
|---------------------------------------|-----------|----------------------|------------|--------------------------|------------------|-----------------------|------|
| | | | | Spike | SpikeRecovery(%) | Acceptable Limits (%) | |
| Laboratory sample ID | Sample ID | Method: Compound | CAS Number | Concentration | MS | Low | High |
| EK055A: Ammonia as N (QCLot: 7085141) | | | | | | | |
| EN2521089-001 | Anonymous | EK055A: Ammonia as N | 7664-41-7 | 2 mg/L | 99.3 | 80.0 | 120 |



QA/QC Compliance Assessment to assist with Quality Review

| | | | |
|--------------|--------------------------------|-------------------------|------------------------------------|
| Work Order | : EN2520975 | Page | : 1 of 4 |
| Client | : ROBERT CARR & ASSOCIATES P/L | Laboratory | : Environmental Division Newcastle |
| Contact | : MS FIONA BROOKER | Telephone | : +61 2 4014 2500 |
| Project | : 12513e | Date Samples Received | : 12-Dec-2025 |
| Site | : ---- | Issue Date | : 19-Dec-2025 |
| Sampler | : Client | No. of samples received | : 1 |
| Order number | : ---- | No. of samples analysed | : 1 |

This report is automatically generated by the ALS LIMS through interpretation of the ALS Quality Control Report and several Quality Assurance parameters measured by ALS. This automated reporting highlights any non-conformances, facilitates faster and more accurate data validation and is designed to assist internal expert and external Auditor review. Many components of this report contribute to the overall DQO assessment and reporting for guideline compliance.

Brief method summaries and references are also provided to assist in traceability.

Summary of Outliers

Outliers : Quality Control Samples

This report highlights outliers flagged in the Quality Control (QC) Report.

- **NO** Method Blank value outliers occur.
- **NO** Duplicate outliers occur.
- **NO** Laboratory Control outliers occur.
- **NO** Matrix Spike outliers occur.
- For all regular sample matrices, where applicable to the methodology, **NO** surrogate recovery outliers occur.

Outliers : Analysis Holding Time Compliance

- **NO** Analysis Holding Time Outliers exist.

Outliers : Frequency of Quality Control Samples

- **NO** Quality Control Sample Frequency Outliers exist.



Analysis Holding Time Compliance

If samples are identified below as having been analysed or extracted outside of recommended holding times, this should be taken into consideration when interpreting results.

This report summarizes extraction / preparation and analysis times and compares each with ALS recommended holding times (referencing USEPA SW 846, APHA, AS and NEPM) based on the sample container provided. Dates reported represent first date of extraction or analysis and preclude subsequent dilutions and reruns. A listing of breaches (if any) is provided herein.

Holding time for leachate methods (e.g. TCLP) vary according to the analytes reported. Assessment compares the leach date with the shortest analyte holding time for the equivalent soil method. These are: organics 14 days, mercury 28 days & other metals 180 days. A recorded breach does not guarantee a breach for all non-volatile parameters.

Holding times for VOC in soils vary according to analytes of interest. Vinyl Chloride and Styrene holding time is 7 days; others 14 days. A recorded breach does not guarantee a breach for all VOC analytes and should be verified in case the reported breach is a false positive or Vinyl Chloride and Styrene are not key analytes of interest/concern.

Matrix: **WATER**

Evaluation: ✖ = Holding time breach ; ✔ = Within holding time.

| Method | Sample Date | Extraction / Preparation | | | Analysis | | |
|--|-------------|--------------------------|--------------------|------------|---------------|------------------|------------|
| Container / Client Sample ID(s) | | Date extracted | Due for extraction | Evaluation | Date analysed | Due for analysis | Evaluation |
| EA025: Total Suspended Solids dried at 104 ± 2°C | | | | | | | |
| Clear Plastic Bottle - Natural (EA025H) SW2 | 11-Dec-2025 | ---- | ---- | ---- | 17-Dec-2025 | 18-Dec-2025 | ✔ |
| EK055A: Ammonia as N | | | | | | | |
| Clear Plastic Bottle - Sulfuric Acid (EK055A) SW2 | 11-Dec-2025 | ---- | ---- | ---- | 17-Dec-2025 | 08-Jan-2026 | ✔ |
| EP020: Oil and Grease (O&G) | | | | | | | |
| Amber Jar - Sulfuric Acid or Sodium Bisulfate (EP020) SW2 | 11-Dec-2025 | ---- | ---- | ---- | 18-Dec-2025 | 08-Jan-2026 | ✔ |



Quality Control Parameter Frequency Compliance

The following report summarises the frequency of laboratory QC samples analysed within the analytical lot(s) in which the submitted sample(s) was(were) processed. Actual rate should be greater than or equal to the expected rate. A listing of breaches is provided in the Summary of Outliers.

Matrix: **WATER**

Evaluation: ✖ = Quality Control frequency not within specification ; ✔ = Quality Control frequency within specification.

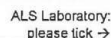
| Quality Control Sample Type | | Count | | Rate (%) | | | Quality Control Specification |
|----------------------------------|--------|-------|---------|----------|----------|------------|--------------------------------|
| Analytical Methods | Method | QC | Regular | Actual | Expected | Evaluation | |
| Laboratory Duplicates (DUP) | | | | | | | |
| Ammonia as N | EK055A | 1 | 6 | 16.67 | 10.00 | ✓ | NEPM 2013 B3 & ALS QC Standard |
| Suspended Solids (High Level) | EA025H | 2 | 14 | 14.29 | 10.00 | ✓ | NEPM 2013 B3 & ALS QC Standard |
| Laboratory Control Samples (LCS) | | | | | | | |
| Ammonia as N | EK055A | 1 | 6 | 16.67 | 5.00 | ✓ | NEPM 2013 B3 & ALS QC Standard |
| Oil and Grease | EP020 | 2 | 40 | 5.00 | 5.00 | ✓ | NEPM 2013 B3 & ALS QC Standard |
| Suspended Solids (High Level) | EA025H | 3 | 14 | 21.43 | 5.00 | ✓ | NEPM 2013 B3 & ALS QC Standard |
| Method Blanks (MB) | | | | | | | |
| Ammonia as N | EK055A | 1 | 6 | 16.67 | 5.00 | ✓ | NEPM 2013 B3 & ALS QC Standard |
| Oil and Grease | EP020 | 2 | 40 | 5.00 | 5.00 | ✓ | NEPM 2013 B3 & ALS QC Standard |
| Suspended Solids (High Level) | EA025H | 1 | 14 | 7.14 | 5.00 | ✓ | NEPM 2013 B3 & ALS QC Standard |
| Matrix Spikes (MS) | | | | | | | |
| Ammonia as N | EK055A | 1 | 6 | 16.67 | 5.00 | ✓ | NEPM 2013 B3 & ALS QC Standard |



Brief Method Summaries

The analytical procedures used by the Environmental Division have been developed from established internationally recognized procedures such as those published by the US EPA, APHA, AS and NEPM. In house developed procedures are employed in the absence of documented standards or by client request. The following report provides brief descriptions of the analytical procedures employed for results reported in the Certificate of Analysis. Sources from which ALS methods have been developed are provided within the Method Descriptions.

| Analytical Methods | Method | Matrix | Method Descriptions |
|-------------------------------|--------|--------|---|
| Suspended Solids (High Level) | EA025H | WATER | In house: Referenced to APHA 2540D. A gravimetric procedure employed to determine the amount of 'non-filterable' residue in a aqueous sample. The prescribed GFC (1.2um) filter is rinsed with deionised water, oven dried and weighed prior to analysis. A well-mixed sample is filtered through a glass fibre filter (1.2um). The residue on the filter paper is dried at 104+/-2C . This method is compliant with NEPM Schedule B(3) |
| Ammonia as N | EK055A | WATER | In house: referenced to APHA 4500 - NH3 H. This method is based on the Berthelot react. Ammonia reacts in alkaline solution with hypochlorite to form monochloramine which, in the presence of phenol, catalytic amounts of nitroprusside and excess hypochlorite, gives indophenol blue. This colour formation requires a pH between 8.0 - 11.5 and is measured @ 630nm. |
| Nitrate as N | EK058A | WATER | In house: referenced to APHA 4500 - NO3 I. This automated procedure for the determination of TON (NO2- + NO3-) utilises the procedure whereby (NO3-) is reduced to nitrite (NO2-) at a pH 7.5 in a copper-cadmium reductor cell. The NO2- reduced from NO3- plus any free NO2- present reacts under acidic conditions with sulfanilamide to form a diazo compound that then couples with N-(1-naphthyl)-ethylenediamine dihydrochloride to form a reddish purple azo dye which is measured at 520 nm. |
| Oil and Grease | EP020 | WATER | In house: Referenced to APHA 5520 B. Oil & grease is a gravimetric procedure to determine the amount of dissolved or emulsified oil & grease residue in an aqueous sample. The sample is serially extracted three times n-hexane. The resultant extracts are combined, dehydrated and concentrated prior to gravimetric determination. This method is compliant with NEPM Schedule B(3) |



GLADSTONE 46 Callemondah Drive Clinton QLD 4680
Ph 07 7471 5600 E gladstone@alsglobal.com


☐ MUDGEES 27 Sydney Road Mudgee NSW 2850
Ph 02 6372 6735 E mudgee@mail@alsglobal.com

PERTH 10 Hod Way Malaga WA 6090
Ph 08 9209 7655 E: samples_perth@aisglobal.com

WOLLONGONG 99 Kenny Street Wollongong NSW 2500
Ph. 02 4225 3125 E. portkembia@alsglobal.com

| ALS USE | SAMPLE DETAILS MATRIX: SOLID (S) WATER (W) | | | CONTAINER INFORMATION | | ANALYSIS REQUIRED including SUITES (NB. Suite Codes must be listed to attract suite price) Where Metals are required, specify Total (unfiltered bottle required) or Dissolved (field filtered bottle required). | | | | | | | | | | Additional Information | |
|------------|---|-----------|----------------|-----------------------|---|--|------------------|------------------|------------------------------------|---------------------------|--|--|--|--|--|------------------------|--|
| | LAB ID | Sample ID | Date / Time | Matrix | Type & Preservative (refer to codes below) | Total Containers | EK055G - Ammonia | EK058G - Nitrate | EA025H - Total Suspended Solids | EP020 - Oil and Grease | | | | | | | Comments on likely contaminant levels, dilutions, or samples requiring specific QC analysis etc. |
| | | SW1 | No sample | W | Purple Glass, Purple Plastic, Green Plastic | 3 | x | x | x | x | | | | | | | |
| | | SW2 | 11/12/25 14:00 | W | Purple Glass, Purple Plastic, Green Plastic | 3 | x | x | x | x | | | | | | | |
| | | | | | | | | | | | | | | | | | |
| | | | | | | | | | | | | | | | | | |
| | | | | | | | | | | | | | | | | | |
| | | | | | | | | | | | | | | | | | |
| | | | | | | | | | | | | | | | | | |
| | | | | | | | | | | | | | | | | | |
| | | | | | | | | | | | | | | | | | |
| | | | | | | | | | | | | | | | | | |
| | | | | | | | | | | | | | | | | | |
| | | | | | | | | | | | | | | | | | |
| | | | | | | | | | | | | | | | | | |
| | | | | | | | | | | | | | | | | | |
| | | | | | | | | | | | | | | | | | |
| TOTAL | | | | | | 6 | 2 | 2 | 2 | 2 | | | | | | | |

Environmental Division
Newcastle
Work Order Reference
EN2520975



Water Container Codes: P = Unpreserved Plastic; N = Nitric Preserved Plastic; ORC = Nitric Preserved ORC; SH = Sodium Hydroxide/Cd Preserved; S = Sodium Hydroxide Preserved Plastic; AG = Amber Glass Unpreserved; AP = Airfreight Unpreserved Plastic
V = VOA Vial HCl Preserved; VB = VOA Vial Sodium Bisulphate Preserved; VS = VOA Vial Sulfuric Preserved; AV = Airfreight Unpreserved Vial SG = Sulfuric Preserved Amber Glass; H = HCl preserved Plastic; HS = HCl preserved Speciation bottle; SP = Sulfuric Preserved
Z = Zinc Acetate Preserved Bottle; E = EDTA Preserved Bottles; ST = Sterile Bottle; ASS = Plastic Bag for Acid Sulphate Soils; B = Unpreserved Bag.

Environmental Division
Newcastle
Work Order Reference
EN2520975



Telephone : + 61 2 4014 2500



SAMPLE RECEIPT NOTIFICATION (SRN)

Work Order : **EN2520975**

Client : **ROBERT CARR & ASSOCIATES P/L**
Contact : **MS FIONA BROOKER**
Address : **92 HILL STREET
CARRINGTON NSW 2294**

E-mail : **fionab@rca.com.au**
Telephone : **+61 02 4902 9200**
Facsimile : **+61 02 4902 9299**

Project : **12513e**
Order number : **----**

C-O-C number : **----**
Site : **----**
Sampler : **Client**

Laboratory : **Environmental Division Newcastle**
Contact : **Danae Hambly**
Address : **5/585 Maitland Road Mayfield West
NSW Australia 2304**

E-mail : **danae.hambly@alsglobal.com**
Telephone : **+61 2 4014 2500**
Facsimile : **+61 2 4967 7382**

Page : **1 of 3**
Quote number : **EN2023ROBCAR0002 (NSW Custom
BQ 2024)**
QC Level : **NEPM 2013 B3 & ALS QC Standard**

Dates

Date Samples Received : **12-Dec-2025 12:24**
Client Requested Due : **19-Dec-2025**
Date

Issue Date : **15-Dec-2025**
Scheduled Reporting Date : **19-Dec-2025**

Delivery Details

Mode of Delivery : **Client Drop Off**
No. of coolers/boxes : **----**
Receipt Detail :

Security Seal : **Not Available**
Temperature : **22.3**
No. of samples received / analysed : **1 / 1**

General Comments

- This report contains the following information:
 - Sample Container(s)/Preservation Non-Compliances
 - Summary of Sample(s) and Requested Analysis
 - Proactive Holding Time Report
 - Requested Deliverables
- Please be aware that APHA/NEPM recommends water and soil samples be chilled to less than or equal to 6°C for chemical analysis, and less than or equal to 10°C but unfrozen for Microbiological analysis. Where samples are received above this temperature, it should be taken into consideration when interpreting results. Refer to ALS EnviroMail 85 for ALS recommendations of the best practice for chilling samples after sampling and for maintaining a cool temperature during transit.
- **Please refer to the Proactive Holding Time Report table below which summarises breaches of recommended holding times that have occurred prior to samples/instructions being received at the laboratory. The laboratory will process these samples unless instructions are received from you indicating you do not wish to proceed. The absence of this summary table indicates that all samples have been received within the recommended holding times for the analysis requested.**
- Sample Disposal - Aqueous Chemistry (3 weeks), Aqueous Microbiological (1 week), Solid (2 months ± 1 week) from receipt of samples.



Sample Container(s)/Preservation Non-Compliances

All comparisons are made against pretreatment/preservation AS, APHA, USEPA standards.

- No sample container / preservation non-compliance exists.

Summary of Sample(s) and Requested Analysis

Some items described below may be part of a laboratory process necessary for the execution of client requested tasks. Packages may contain additional analyses, such as the determination of moisture content and preparation tasks, that are included in the package.

If no sampling time is provided, the sampling time will default 00:00 on the date of sampling. If no sampling date is provided, the sampling date will be assumed by the laboratory and displayed in brackets without a time component

Matrix: **WATER**

| Laboratory sample ID | Sampling date / time | Sample ID | WATER - EA025H Suspended Solids - Standard Level | WATER - EK056A Ammonia as N by FIA | WATER - EK058A Nitrate as N | WATER - EP020 Oil & Grease (O&G) |
|----------------------|----------------------|-----------|---|---------------------------------------|--------------------------------|-------------------------------------|
| EN2520975-001 | 11-Dec-2025 14:00 | SW2 | ✓ | ✓ | ✓ | ✓ |

Proactive Holding Time Report

Sample(s) have been received within the recommended holding times for the requested analysis.

Requested Deliverables

ADMINISTRATOR

| | | |
|--|-------|--------------------------|
| - *AU Certificate of Analysis - NATA (COA) | Email | administrator@rca.com.au |
| - *AU Interpretive QC Report - DEFAULT (Anon QCI Rep) (QCI) | Email | administrator@rca.com.au |
| - *AU QC Report - DEFAULT (Anon QC Rep) - NATA (QC) | Email | administrator@rca.com.au |
| - A4 - AU Sample Receipt Notification - Environmental HT (SRN) | Email | administrator@rca.com.au |
| - A4 - AU Tax Invoice (INV) | Email | administrator@rca.com.au |
| - Chain of Custody (CoC) (COC) | Email | administrator@rca.com.au |
| - EDI Format - ENMRG (ENMRG) | Email | administrator@rca.com.au |
| - EDI Format - ESDAT (ESDAT) | Email | administrator@rca.com.au |
| - EDI Format - XTab (XTAB) | Email | administrator@rca.com.au |

ENVIRO

| | | |
|--|-------|-------------------|
| - *AU Certificate of Analysis - NATA (COA) | Email | enviro@rca.com.au |
| - *AU Interpretive QC Report - DEFAULT (Anon QCI Rep) (QCI) | Email | enviro@rca.com.au |
| - *AU QC Report - DEFAULT (Anon QC Rep) - NATA (QC) | Email | enviro@rca.com.au |
| - A4 - AU Sample Receipt Notification - Environmental HT (SRN) | Email | enviro@rca.com.au |
| - A4 - AU Tax Invoice (INV) | Email | enviro@rca.com.au |
| - Chain of Custody (CoC) (COC) | Email | enviro@rca.com.au |
| - EDI Format - ENMRG (ENMRG) | Email | enviro@rca.com.au |
| - EDI Format - ESDAT (ESDAT) | Email | enviro@rca.com.au |
| - EDI Format - XTab (XTAB) | Email | enviro@rca.com.au |

Gastonjeane Forget

| | | |
|--|-------|----------------------------------|
| - *AU Certificate of Analysis - NATA (COA) | Email | Gastonjeane.Forget@tollgroup.com |
| - *AU Interpretive QC Report - DEFAULT (Anon QCI Rep) (QCI) | Email | Gastonjeane.Forget@tollgroup.com |
| - *AU QC Report - DEFAULT (Anon QC Rep) - NATA (QC) | Email | Gastonjeane.Forget@tollgroup.com |
| - A4 - AU Sample Receipt Notification - Environmental HT (SRN) | Email | Gastonjeane.Forget@tollgroup.com |
| - Chain of Custody (CoC) (COC) | Email | Gastonjeane.Forget@tollgroup.com |
| - EDI Format - ENMRG (ENMRG) | Email | Gastonjeane.Forget@tollgroup.com |
| - EDI Format - ESDAT (ESDAT) | Email | Gastonjeane.Forget@tollgroup.com |
| - EDI Format - XTab (XTAB) | Email | Gastonjeane.Forget@tollgroup.com |

Issue Date : 15-Dec-2025
Page : 3 of 3
Work Order : EN2520975 Amendment 0
Client : ROBERT CARR & ASSOCIATES P/L



Inter-Laboratory Testing

Analysis conducted by ALS Sydney, NATA accreditation no. 825, site no. 10911 (Chemistry / Biology).

(WATER) EP020: Oil and Grease (O&G)



CERTIFICATE OF ANALYSIS

Work Order : **ES2539883**
Client : **ROBERT CARR & ASSOCIATES P/L**
Contact : **MS FIONA BROOKER**
Address : **PO BOX 175**
CARRINGTON NSW, AUSTRALIA 2294
Telephone : **+61 02 4902 9200**
Project : **12513e**
Order number : **----**
C-O-C number : **----**
Sampler : **Client**
Site : **----**
Quote number : **NSW Custom BQ 2024**
No. of samples received : **2**
No. of samples analysed : **2**

Page : **1 of 2**
Laboratory : **Environmental Division Sydney**
Contact : **Danae Hambly**
Address : **277-289 Woodpark Road Smithfield NSW Australia 2164**
Telephone : **+61-2-8784 8555**
Date Samples Received : **15-Dec-2025 12:20**
Date Analysis Commenced : **16-Dec-2025**
Issue Date : **22-Dec-2025 11:29**



Accreditation No. 825
Accredited for compliance with
ISO/IEC 17025 - Testing

This report supersedes any previous report(s) with this reference. Results apply to the sample(s) as submitted, unless the sampling was conducted by ALS. This document shall not be reproduced, except in full.

This Certificate of Analysis contains the following information:

- General Comments
- Analytical Results

Additional information pertinent to this report will be found in the following separate attachments: Quality Control Report, QA/QC Compliance Assessment to assist with Quality Review and Sample Receipt Notification.

Signatories

This document has been electronically signed by the authorized signatories below. Electronic signing is carried out in compliance with procedures specified in 21 CFR Part 11.

| Signatories | Position | Accreditation Category |
|-------------|-----------------------------|------------------------------------|
| Ankit Joshi | Senior Chemist - Inorganics | Sydney Inorganics, Smithfield, NSW |



General Comments

The analytical procedures used by ALS have been developed from established internationally recognised procedures such as those published by the USEPA, APHA, AS and NEPM. In house developed procedures are fully validated and are often at the client request.

Where moisture determination has been performed, results are reported on a dry weight basis.

Where a reported less than (<) result is higher than the LOR, this may be due to primary sample extract/digestate dilution and/or insufficient sample for analysis.

Where the LOR of a reported result differs from standard LOR, this may be due to high moisture content, insufficient sample (reduced weight employed) or matrix interference.

When sampling time information is not provided by the client, sampling dates are shown without a time component. In these instances, the time component has been assumed by the laboratory for processing purposes.

Where a result is required to meet compliance limits the associated uncertainty must be considered. Refer to the ALS Contract for details.

Key : CAS Number = CAS registry number from database maintained by Chemical Abstracts Services. The Chemical Abstracts Service is a division of the American Chemical Society.
 LOR = Limit of reporting
 ^ = This result is computed from individual analyte detections at or above the level of reporting
 ø = ALS is not NATA accredited for these tests.
 ~ = Indicates an estimated value.

Analytical Results

Sub-Matrix: **WATER**
 (Matrix: **WATER**)

Sample ID

| | | | | SW1 | SW2 | ---- | ---- | ---- |
|---|------------|------|------|-------------------|-------------------|-------|-------|-------|
| Sampling date / time | | | | 12-Dec-2025 13:10 | 12-Dec-2025 13:15 | ---- | ---- | ---- |
| Compound | CAS Number | LOR | Unit | ES2539883-001 | ES2539883-002 | ----- | ----- | ----- |
| Result | | | | Result | Result | ---- | ---- | ---- |
| EA025: Total Suspended Solids dried at 104 ± 2°C | | | | | | | | |
| Suspended Solids (SS) | ---- | 5 | mg/L | 264 | 83 | ---- | ---- | ---- |
| EK055G: Ammonia as N by Discrete Analyser | | | | | | | | |
| Ammonia as N | 7664-41-7 | 0.01 | mg/L | 19.0 | 8.72 | ---- | ---- | ---- |
| EK057G: Nitrite as N by Discrete Analyser | | | | | | | | |
| Nitrite as N | 14797-65-0 | 0.01 | mg/L | 0.78 | 0.14 | ---- | ---- | ---- |
| EK058G: Nitrate as N by Discrete Analyser | | | | | | | | |
| Nitrate as N | 14797-55-8 | 0.01 | mg/L | 216 | 20.1 | ---- | ---- | ---- |
| EK059G: Nitrite plus Nitrate as N (NOx) by Discrete Analyser | | | | | | | | |
| Nitrite + Nitrate as N | ---- | 0.01 | mg/L | 217 | 20.2 | ---- | ---- | ---- |
| EP020: Oil and Grease (O&G) | | | | | | | | |
| Oil & Grease | ---- | 5 | mg/L | <5 | <5 | ---- | ---- | ---- |



QUALITY CONTROL REPORT

Work Order : **ES2539883**

Page : 1 of 3

Client : **ROBERT CARR & ASSOCIATES P/L**
Contact : MS FIONA BROOKER
Address : PO BOX 175
CARRINGTON NSW, AUSTRALIA 2294

Laboratory : Environmental Division Sydney
Contact : Danae Hambly
Address : 277-289 Woodpark Road Smithfield NSW Australia 2164

Telephone : +61 02 4902 9200

Telephone : +61-2-8784 8555

Project : 12513e

Date Samples Received : 15-Dec-2025

Order number : ----

Date Analysis Commenced : 16-Dec-2025

C-O-C number : ----

Issue Date : 22-Dec-2025

Sampler : Client

Site : ----

Quote number : NSW Custom BQ 2024

No. of samples received : 2

No. of samples analysed : 2



This report supersedes any previous report(s) with this reference. Results apply to the sample(s) as submitted, unless the sampling was conducted by ALS. This document shall not be reproduced, except in full.

This Quality Control Report contains the following information:

- Laboratory Duplicate (DUP) Report; Relative Percentage Difference (RPD) and Acceptance Limits
- Method Blank (MB) and Laboratory Control Spike (LCS) Report; Recovery and Acceptance Limits
- Matrix Spike (MS) Report; Recovery and Acceptance Limits

Signatories

This document has been electronically signed by the authorized signatories below. Electronic signing is carried out in compliance with procedures specified in 21 CFR Part 11.

| Signatories | Position | Accreditation Category |
|-------------|-----------------------------|------------------------------------|
| Ankit Joshi | Senior Chemist - Inorganics | Sydney Inorganics, Smithfield, NSW |



General Comments

The analytical procedures used by ALS have been developed from established internationally recognised procedures such as those published by the USEPA, APHA, AS and NEPM. In house developed procedures are fully validated and are often at the client request.

Where moisture determination has been performed, results are reported on a dry weight basis.

Where a reported less than (<) result is higher than the LOR, this may be due to primary sample extract/digestate dilution and/or insufficient sample for analysis. Where the LOR of a reported result differs from standard LOR, this may be due to high moisture content, insufficient sample (reduced weight employed) or matrix interference.

Key :
 Anonymous = Refers to samples which are not specifically part of this work order but formed part of the QC process lot
 CAS Number = CAS registry number from database maintained by Chemical Abstracts Services. The Chemical Abstracts Service is a division of the American Chemical Society.
 LOR = Limit of reporting
 RPD = Relative Percentage Difference
 # = Indicates failed QC

Laboratory Duplicate (DUP) Report

The quality control term Laboratory Duplicate refers to a randomly selected intralaboratory split. Laboratory duplicates provide information regarding method precision and sample heterogeneity. The permitted ranges for the Relative Percent Deviation (RPD) of Laboratory Duplicates are specified in ALS Method QWI-EN/38 and are dependent on the magnitude of results in comparison to the level of reporting: Result < 10 times LOR: No Limit; Result between 10 and 20 times LOR: 0% - 50%; Result > 20 times LOR: 0% - 20%.

Sub-Matrix: **WATER**

| Sub-Matrix: WATER | | | | Laboratory Duplicate (DUP) Report | | | | | |
|--|-----------|--------------------------------|------------|-----------------------------------|------|-----------------|------------------|---------|--------------------|
| Laboratory sample ID | Sample ID | Method: Compound | CAS Number | LOR | Unit | Original Result | Duplicate Result | RPD (%) | Acceptable RPD (%) |
| EA025: Total Suspended Solids dried at 104 ± 2°C (QC Lot: 7089177) | | | | | | | | | |
| EN2521092-001 | Anonymous | EA025H: Suspended Solids (SS) | ---- | 5 | mg/L | 13 | 13 | 0.0 | No Limit |
| ES2539573-003 | Anonymous | EA025H: Suspended Solids (SS) | ---- | 5 | mg/L | 28 | 25 | 12.1 | No Limit |
| ES2539883-001 | SW1 | EA025H: Suspended Solids (SS) | ---- | 5 | mg/L | 264 | 260 | 1.5 | 0% - 20% |
| ES2540228-010 | Anonymous | EA025H: Suspended Solids (SS) | ---- | 5 | mg/L | 4770 | 4260 | 11.1 | 0% - 20% |
| EK055G: Ammonia as N by Discrete Analyser (QC Lot: 7088419) | | | | | | | | | |
| ES2539837-071 | Anonymous | EK055G: Ammonia as N | 7664-41-7 | 0.01 | mg/L | <0.01 | <0.01 | 0.0 | No Limit |
| ES2540267-002 | Anonymous | EK055G: Ammonia as N | 7664-41-7 | 0.01 | mg/L | <0.01 | <0.01 | 0.0 | No Limit |
| EK057G: Nitrite as N by Discrete Analyser (QC Lot: 7081213) | | | | | | | | | |
| EN2520988-001 | Anonymous | EK057G: Nitrite as N | 14797-65-0 | 0.01 | mg/L | <0.01 | <0.01 | 0.0 | No Limit |
| ES2539890-002 | Anonymous | EK057G: Nitrite as N | 14797-65-0 | 0.01 | mg/L | <0.01 | <0.01 | 0.0 | No Limit |
| EK059G: Nitrite plus Nitrate as N (NOx) by Discrete Analyser (QC Lot: 7088420) | | | | | | | | | |
| ES2539860-006 | Anonymous | EK059G: Nitrite + Nitrate as N | ---- | 0.01 | mg/L | 0.72 | 0.72 | 0.0 | 0% - 20% |
| ES2540267-007 | Anonymous | EK059G: Nitrite + Nitrate as N | ---- | 0.01 | mg/L | 2.75 | 2.69 | 2.2 | 0% - 20% |



Method Blank (MB) and Laboratory Control Sample (LCS) Report

The quality control term Method / Laboratory Blank refers to an analyte free matrix to which all reagents are added in the same volumes or proportions as used in standard sample preparation. The purpose of this QC parameter is to monitor potential laboratory contamination. The quality control term Laboratory Control Sample (LCS) refers to a certified reference material, or a known interference free matrix spiked with target analytes. The purpose of this QC parameter is to monitor method precision and accuracy independent of sample matrix. Dynamic Recovery Limits are based on statistical evaluation of processed LCS.

Sub-Matrix: **WATER**

| | | | | Method Blank (MB) Report | Laboratory Control Spike (LCS) Report | | | |
|--|------------|------|------|-----------------------------|---------------------------------------|---------------------------|-----------------------|------|
| Method: Compound | CAS Number | LOR | Unit | Result | Spike Concentration | Spike Recovery (%) LCS | Acceptable Limits (%) | |
| | | | | | | | Low | High |
| EA025: Total Suspended Solids dried at 104 ± 2°C (QCLot: 7089177) | | | | | | | | |
| EA025H: Suspended Solids (SS) | ---- | 5 | mg/L | <5 | 150 mg/L | 100 | 83.0 | 129 |
| | | | | <5 | 1000 mg/L | 98.4 | 82.0 | 110 |
| | | | | <5 | 825 mg/L | 95.8 | 83.0 | 118 |
| EK055G: Ammonia as N by Discrete Analyser (QCLot: 7088419) | | | | | | | | |
| EK055G: Ammonia as N | 7664-41-7 | 0.01 | mg/L | <0.01 | 0.5 mg/L | 97.9 | 90.0 | 114 |
| EK057G: Nitrite as N by Discrete Analyser (QCLot: 7081213) | | | | | | | | |
| EK057G: Nitrite as N | 14797-65-0 | 0.01 | mg/L | <0.01 | 0.5 mg/L | 98.8 | 82.0 | 114 |
| EK059G: Nitrite plus Nitrate as N (NOx) by Discrete Analyser (QCLot: 7088420) | | | | | | | | |
| EK059G: Nitrite + Nitrate as N | ---- | 0.01 | mg/L | <0.01 | 0.5 mg/L | 99.2 | 91.0 | 113 |
| EP020: Oil and Grease (O&G) (QCLot: 7091983) | | | | | | | | |
| EP020: Oil & Grease | ---- | 5 | mg/L | <5 | 5000 mg/L | 94.1 | 81.0 | 121 |
| | | | | <5 | 4000 mg/L | 92.8 | 70.0 | 110 |

Matrix Spike (MS) Report

The quality control term Matrix Spike (MS) refers to an intralaboratory split sample spiked with a representative set of target analytes. The purpose of this QC parameter is to monitor potential matrix effects on analyte recoveries. Static Recovery Limits as per laboratory Data Quality Objectives (DQOs). Ideal recovery ranges stated may be waived in the event of sample matrix interference.

Sub-Matrix: **WATER**

| Sub-Matrix: WATER | | | | Matrix Spike (MS) Report | | | |
|---|-----------|--------------------------------|------------|--------------------------|------------------|-----------------------|------|
| | | | | Spike | SpikeRecovery(%) | Acceptable Limits (%) | |
| Laboratory sample ID | Sample ID | Method: Compound | CAS Number | Concentration | MS | Low | High |
| EK055G: Ammonia as N by Discrete Analyser (QCLot: 7088419) | | | | | | | |
| ES2539850-001 | Anonymous | EK055G: Ammonia as N | 7664-41-7 | 0.5 mg/L | # Not Determined | 70.0 | 130 |
| EK057G: Nitrite as N by Discrete Analyser (QCLot: 7081213) | | | | | | | |
| EN2520988-001 | Anonymous | EK057G: Nitrite as N | 14797-65-0 | 0.5 mg/L | 102 | 70.0 | 130 |
| EK059G: Nitrite plus Nitrate as N (NOx) by Discrete Analyser (QCLot: 7088420) | | | | | | | |
| ES2539860-006 | Anonymous | EK059G: Nitrite + Nitrate as N | ---- | 0.5 mg/L | 111 | 70.0 | 130 |



QA/QC Compliance Assessment to assist with Quality Review

| | | | |
|--------------|--------------------------------|-------------------------|---------------------------------|
| Work Order | : ES2539883 | Page | : 1 of 4 |
| Client | : ROBERT CARR & ASSOCIATES P/L | Laboratory | : Environmental Division Sydney |
| Contact | : MS FIONA BROOKER | Telephone | : +61-2-8784 8555 |
| Project | : 12513e | Date Samples Received | : 15-Dec-2025 |
| Site | : ---- | Issue Date | : 22-Dec-2025 |
| Sampler | : Client | No. of samples received | : 2 |
| Order number | : ---- | No. of samples analysed | : 2 |

This report is automatically generated by the ALS LIMS through interpretation of the ALS Quality Control Report and several Quality Assurance parameters measured by ALS. This automated reporting highlights any non-conformances, facilitates faster and more accurate data validation and is designed to assist internal expert and external Auditor review. Many components of this report contribute to the overall DQO assessment and reporting for guideline compliance.

Brief method summaries and references are also provided to assist in traceability.

Summary of Outliers

Outliers : Quality Control Samples

This report highlights outliers flagged in the Quality Control (QC) Report.

- **NO** Method Blank value outliers occur.
- **NO** Duplicate outliers occur.
- **NO** Laboratory Control outliers occur.
- Matrix Spike outliers exist - please see following pages for full details.
- For all regular sample matrices, where applicable to the methodology, **NO** surrogate recovery outliers occur.

Outliers : Analysis Holding Time Compliance

- Analysis Holding Time Outliers exist - please see following pages for full details.

Outliers : Frequency of Quality Control Samples

- **NO** Quality Control Sample Frequency Outliers exist.



Outliers : Quality Control Samples

Duplicates, Method Blanks, Laboratory Control Samples and Matrix Spikes

Matrix: **WATER**

| Compound Group Name | Laboratory Sample ID | Client Sample ID | Analyte | CAS Number | Data | Limits | Comment |
|---|----------------------|------------------|--------------|------------|----------------|--------|---|
| Matrix Spike (MS) Recoveries | | | | | | | |
| EK055G: Ammonia as N by Discrete Analyser | ES2539850--001 | Anonymous | Ammonia as N | 7664-41-7 | Not Determined | ---- | MS recovery not determined, background level greater than or equal to 4x spike level. |

Outliers : Analysis Holding Time Compliance

Matrix: **WATER**

| Method | | Extraction / Preparation | | | Analysis | | |
|--|--|--------------------------|--------------------|--------------|---------------|------------------|--------------|
| Container / Client Sample ID(s) | | Date extracted | Due for extraction | Days overdue | Date analysed | Due for analysis | Days overdue |
| EK057G: Nitrite as N by Discrete Analyser | | | | | | | |
| Clear Plastic Bottle - Natural SW1, SW2 | | ---- | ---- | ---- | 16-Dec-2025 | 14-Dec-2025 | 2 |

Analysis Holding Time Compliance

If samples are identified below as having been analysed or extracted outside of recommended holding times, this should be taken into consideration when interpreting results.

This report summarizes extraction / preparation and analysis times and compares each with ALS recommended holding times (referencing USEPA SW 846, APHA, AS and NEPM) based on the sample container provided. Dates reported represent first date of extraction or analysis and preclude subsequent dilutions and reruns. A listing of breaches (if any) is provided herein.

Holding time for leachate methods (e.g. TCLP) vary according to the analytes reported. Assessment compares the leach date with the shortest analyte holding time for the equivalent soil method. These are: organics 14 days, mercury 28 days & other metals 180 days. A recorded breach does not guarantee a breach for all non-volatile parameters.

Holding times for VOC in soils vary according to analytes of interest. Vinyl Chloride and Styrene holding time is 7 days; others 14 days. A recorded breach does not guarantee a breach for all VOC analytes and should be verified in case the reported breach is a false positive or Vinyl Chloride and Styrene are not key analytes of interest/concern.

Matrix: **WATER**

Evaluation: ✖ = Holding time breach ; ✔ = Within holding time.

| Method | | Sample Date | Extraction / Preparation | | | Analysis | | |
|---|--|-------------|--------------------------|--------------------|------------|---------------|------------------|------------|
| Container / Client Sample ID(s) | | | Date extracted | Due for extraction | Evaluation | Date analysed | Due for analysis | Evaluation |
| EA025: Total Suspended Solids dried at 104 ± 2°C | | | | | | | | |
| Clear Plastic Bottle - Natural (EA025H) SW1, SW2 | | 12-Dec-2025 | ---- | ---- | ---- | 18-Dec-2025 | 19-Dec-2025 | ✔ |
| EK055G: Ammonia as N by Discrete Analyser | | | | | | | | |
| Clear Plastic Bottle - Sulfuric Acid (EK055G) SW1, SW2 | | 12-Dec-2025 | ---- | ---- | ---- | 18-Dec-2025 | 09-Jan-2026 | ✔ |
| EK057G: Nitrite as N by Discrete Analyser | | | | | | | | |
| Clear Plastic Bottle - Natural (EK057G) SW1, SW2 | | 12-Dec-2025 | ---- | ---- | ---- | 16-Dec-2025 | 14-Dec-2025 | ✖ |
| EK059G: Nitrite plus Nitrate as N (NOx) by Discrete Analyser | | | | | | | | |
| Clear Plastic Bottle - Sulfuric Acid (EK059G) SW1, SW2 | | 12-Dec-2025 | ---- | ---- | ---- | 18-Dec-2025 | 09-Jan-2026 | ✔ |
| EP020: Oil and Grease (O&G) | | | | | | | | |
| Amber Jar - Sulfuric Acid or Sodium Bisulfate (EP020) SW1, SW2 | | 12-Dec-2025 | ---- | ---- | ---- | 19-Dec-2025 | 09-Jan-2026 | ✔ |



Quality Control Parameter Frequency Compliance

The following report summarises the frequency of laboratory QC samples analysed within the analytical lot(s) in which the submitted sample(s) was(were) processed. Actual rate should be greater than or equal to the expected rate. A listing of breaches is provided in the Summary of Outliers.

Matrix: **WATER**

Evaluation: ✖ = Quality Control frequency not within specification ; ✔ = Quality Control frequency within specification.

| Quality Control Sample Type | | Count | | Rate (%) | | | Quality Control Specification |
|---|--------|-------|---------|----------|----------|------------|--------------------------------|
| Analytical Methods | Method | QC | Regular | Actual | Expected | Evaluation | |
| Laboratory Duplicates (DUP) | | | | | | | |
| Ammonia as N by Discrete analyser | EK055G | 2 | 19 | 10.53 | 10.00 | ✓ | NEPM 2013 B3 & ALS QC Standard |
| Nitrite and Nitrate as N (NOx) by Discrete Analyser | EK059G | 2 | 14 | 14.29 | 10.00 | ✓ | NEPM 2013 B3 & ALS QC Standard |
| Nitrite as N by Discrete Analyser | EK057G | 2 | 20 | 10.00 | 10.00 | ✓ | NEPM 2013 B3 & ALS QC Standard |
| Suspended Solids (High Level) | EA025H | 4 | 40 | 10.00 | 10.00 | ✓ | NEPM 2013 B3 & ALS QC Standard |
| Laboratory Control Samples (LCS) | | | | | | | |
| Ammonia as N by Discrete analyser | EK055G | 1 | 19 | 5.26 | 5.00 | ✓ | NEPM 2013 B3 & ALS QC Standard |
| Nitrite and Nitrate as N (NOx) by Discrete Analyser | EK059G | 1 | 14 | 7.14 | 5.00 | ✓ | NEPM 2013 B3 & ALS QC Standard |
| Nitrite as N by Discrete Analyser | EK057G | 1 | 20 | 5.00 | 5.00 | ✓ | NEPM 2013 B3 & ALS QC Standard |
| Oil and Grease | EP020 | 2 | 40 | 5.00 | 5.00 | ✓ | NEPM 2013 B3 & ALS QC Standard |
| Suspended Solids (High Level) | EA025H | 5 | 40 | 12.50 | 12.50 | ✓ | NEPM 2013 B3 & ALS QC Standard |
| Method Blanks (MB) | | | | | | | |
| Ammonia as N by Discrete analyser | EK055G | 1 | 19 | 5.26 | 5.00 | ✓ | NEPM 2013 B3 & ALS QC Standard |
| Nitrite and Nitrate as N (NOx) by Discrete Analyser | EK059G | 1 | 14 | 7.14 | 5.00 | ✓ | NEPM 2013 B3 & ALS QC Standard |
| Nitrite as N by Discrete Analyser | EK057G | 1 | 20 | 5.00 | 5.00 | ✓ | NEPM 2013 B3 & ALS QC Standard |
| Oil and Grease | EP020 | 2 | 40 | 5.00 | 5.00 | ✓ | NEPM 2013 B3 & ALS QC Standard |
| Suspended Solids (High Level) | EA025H | 2 | 40 | 5.00 | 5.00 | ✓ | NEPM 2013 B3 & ALS QC Standard |
| Matrix Spikes (MS) | | | | | | | |
| Ammonia as N by Discrete analyser | EK055G | 1 | 19 | 5.26 | 5.00 | ✓ | NEPM 2013 B3 & ALS QC Standard |
| Nitrite and Nitrate as N (NOx) by Discrete Analyser | EK059G | 1 | 14 | 7.14 | 5.00 | ✓ | NEPM 2013 B3 & ALS QC Standard |
| Nitrite as N by Discrete Analyser | EK057G | 1 | 20 | 5.00 | 5.00 | ✓ | NEPM 2013 B3 & ALS QC Standard |



Brief Method Summaries

The analytical procedures used by the Environmental Division have been developed from established internationally recognized procedures such as those published by the US EPA, APHA, AS and NEPM. In house developed procedures are employed in the absence of documented standards or by client request. The following report provides brief descriptions of the analytical procedures employed for results reported in the Certificate of Analysis. Sources from which ALS methods have been developed are provided within the Method Descriptions.

| Analytical Methods | Method | Matrix | Method Descriptions |
|---|--------|--------|---|
| Suspended Solids (High Level) | EA025H | WATER | In house: Referenced to APHA 2540D. A gravimetric procedure employed to determine the amount of 'non-filterable' residue in a aqueous sample. The prescribed GFC (1.2um) filter is rinsed with deionised water, oven dried and weighed prior to analysis. A well-mixed sample is filtered through a glass fibre filter (1.2um). The residue on the filter paper is dried at 104+/-2C . This method is compliant with NEPM Schedule B(3) |
| Ammonia as N by Discrete analyser | EK055G | WATER | In house: Referenced to APHA 4500-NH3 G. Ammonia is determined by direct colorimetry by Discrete Analyser. This method is compliant with NEPM Schedule B(3) |
| Nitrite as N by Discrete Analyser | EK057G | WATER | In house: Referenced to APHA 4500-NO2- B. Nitrite is determined by direct colourimetry by Discrete Analyser. This method is compliant with NEPM Schedule B(3) |
| Nitrate as N by Discrete Analyser | EK058G | WATER | In house: Referenced to APHA 4500-NO3- F. Nitrate is reduced to nitrite by way of a chemical reduction followed by quantification by Discrete Analyser. Nitrite is determined seperately by direct colourimetry and result for Nitrate calculated as the difference between the two results. This method is compliant with NEPM Schedule B(3) |
| Nitrite and Nitrate as N (NOx) by Discrete Analyser | EK059G | WATER | In house: Referenced to APHA 4500-NO3- F. Combined oxidised Nitrogen (NO2+NO3) is determined by Chemical Reduction and direct colourimetry by Discrete Analyser. This method is compliant with NEPM Schedule B(3) |
| Oil and Grease | EP020 | WATER | In house: Referenced to APHA 5520 B. Oil & grease is a gravimetric procedure to determine the amount of dissolved or emulsified oil & grease residue in an aqueous sample. The sample is serially extracted three times n-hexane. The resultant extracts are combined, dehydrated and concentrated prior to gravimetric determination. This method is compliant with NEPM Schedule B(3) |

Water Container Codes: P = Unpreserved Plastic; N = Nitric Preserved Plastic; ORC = Nitric Preserved ORC; SH = Sodium Hydroxide/Cd Preserved; S = Sodium Hydroxide Preserved Plastic; AG = Amber Glass Unpreserved; AP - Airfreight Unpreserved Plastic
V = VOA Vial HCl Preserved; VS = VOA Vial Sodium Bisulphate Preserved; VS = VOA Vial Sulfuric Preserved; AV = Airfreight Unpreserved Vial SG = Sulfuric Preserved Amber Glass; H = HCl Preserved Plastic; HS = HCl preserved Speciation bottle; SP = Sulfuric Preserved Plastic; F = Formaldehyde Preserved Glass;
Z = Zinc Acetate Preserved Bottle; E = EDTA Preserved Bottles; ST = Sterile Bottle; ASS = Plastic Bag for Acid Sulphate Soils; B = Unpreserved Bag.

Telephone : + 61-2-8784 8555



SAMPLE RECEIPT NOTIFICATION (SRN)

Work Order : **ES2539883**

| | | | |
|--------------|--|--------------|--|
| Client | : ROBERT CARR & ASSOCIATES P/L | Laboratory | : Environmental Division Sydney |
| Contact | : MS FIONA BROOKER | Contact | : Danae Hambly |
| Address | : PO BOX 175 CARRINGTON NSW, AUSTRALIA 2294 | Address | : 277-289 Woodpark Road Smithfield NSW Australia 2164 |
| E-mail | : fionab@rca.com.au | E-mail | : danae.hambly@alsglobal.com |
| Telephone | : +61 02 4902 9200 | Telephone | : +61-2-8784 8555 |
| Facsimile | : +61 02 4902 9299 | Facsimile | : +61-2-8784 8500 |
| Project | : 12513e | Page | : 1 of 3 |
| Order number | : ---- | Quote number | : EN2023ROBCAR0002 (NSW Custom BQ 2024) |
| C-O-C number | : ---- | QC Level | : NEPM 2013 B3 & ALS QC Standard |
| Site | : ---- | | |
| Sampler | : Client | | |

Dates

| | | | |
|---------------------------|---------------------|--------------------------|----------------------|
| Date Samples Received | : 15-Dec-2025 12:20 | Issue Date | : 15-Dec-2025 |
| Client Requested Due Date | : 22-Dec-2025 | Scheduled Reporting Date | : 22-Dec-2025 |

Delivery Details

| | | | |
|----------------------|-------------|------------------------------------|-----------------|
| Mode of Delivery | : Undefined | Security Seal | : Not Available |
| No. of coolers/boxes | : ---- | Temperature | : 22.3°C |
| Receipt Detail | : | No. of samples received / analysed | : 2 / 2 |

General Comments

- This report contains the following information:
 - Sample Container(s)/Preservation Non-Compliances
 - Summary of Sample(s) and Requested Analysis
 - Proactive Holding Time Report
 - Requested Deliverables
- **Please refer to the Proactive Holding Time Report table below which summarises breaches of recommended holding times that have occurred prior to samples/instructions being received at the laboratory. The laboratory will process these samples unless instructions are received from you indicating you do not wish to proceed. The absence of this summary table indicates that all samples have been received within the recommended holding times for the analysis requested.**
- Please direct any queries you have regarding this work order to the above ALS laboratory contact.
- Unless otherwise stated, analytical work for this work order will be conducted at ALS Sydney, NATA accreditation no. 825, site no. 10911.
- Sample Disposal - Aqueous (3 weeks), Solid (2 months \pm 1 week) from receipt of samples.
- Please be aware that APHA/NEPM recommends water and soil samples be chilled to less than or equal to 6°C for chemical analysis, and less than or equal to 10°C but unfrozen for Microbiological analysis. Where samples are received above this temperature, it should be taken into consideration when interpreting results. Refer to ALS EnviroMail 85 for ALS recommendations of the best practice for chilling samples after sampling and for maintaining a cool temperature during transit.



Sample Container(s)/Preservation Non-Compliances

All comparisons are made against pretreatment/preservation AS, APHA, USEPA standards.

- No sample container / preservation non-compliance exists.

Summary of Sample(s) and Requested Analysis

Some items described below may be part of a laboratory process necessary for the execution of client requested tasks. Packages may contain additional analyses, such as the determination of moisture content and preparation tasks, that are included in the package.

If no sampling time is provided, the sampling time will default 00:00 on the date of sampling. If no sampling date is provided, the sampling date will be assumed by the laboratory and displayed in brackets without a time component

Matrix: **WATER**

| Laboratory sample ID | Sampling date / time | Sample ID | WATER - EA025H Suspended Solids - Standard Level | WATER - EK055G Ammonia as N By Discrete Analyser | WATER - EK058G Nitrate as N by Discrete Analyser | WATER - EP020 Oil & Grease (O&G) |
|----------------------|----------------------|-----------|---|---|---|-------------------------------------|
| ES2539883-001 | 12-Dec-2025 13:10 | SW1 | ✓ | ✓ | ✓ | ✓ |
| ES2539883-002 | 12-Dec-2025 13:15 | SW2 | ✓ | ✓ | ✓ | ✓ |

Proactive Holding Time Report

The following table summarises breaches of recommended holding times that have occurred prior to samples/instructions being received at the laboratory.

Matrix: **WATER**

Evaluation: ✖ = Holding time breach ; ✓ = Within holding time.

| Method Client Sample ID(s) | Container | Due for extraction | Due for analysis | Samples Received | | Instructions Received | |
|---|--------------------------------|-----------------------|---------------------|------------------|------------|-----------------------|------------|
| | | | | Date | Evaluation | Date | Evaluation |
| EK057G: Nitrite as N by Discrete Analyser | | | | | | | |
| SW1 | Clear Plastic Bottle - Natural | ---- | 14-Dec-2025 | 15-Dec-2025 | ✖ | 15-Dec-2025 | ✖ |
| SW2 | Clear Plastic Bottle - Natural | ---- | 14-Dec-2025 | 15-Dec-2025 | ✖ | 15-Dec-2025 | ✖ |



Requested Deliverables

ADMINISTRATOR

| | | |
|--|-------|--------------------------|
| - *AU Certificate of Analysis - NATA (COA) | Email | administrator@rca.com.au |
| - *AU Interpretive QC Report - DEFAULT (Anon QCI Rep) (QCI) | Email | administrator@rca.com.au |
| - *AU QC Report - DEFAULT (Anon QC Rep) - NATA (QC) | Email | administrator@rca.com.au |
| - A4 - AU Sample Receipt Notification - Environmental HT (SRN) | Email | administrator@rca.com.au |
| - A4 - AU Tax Invoice (INV) | Email | administrator@rca.com.au |
| - Chain of Custody (CoC) (COC) | Email | administrator@rca.com.au |
| - EDI Format - ENMRG (ENMRG) | Email | administrator@rca.com.au |
| - EDI Format - ESDAT (ESDAT) | Email | administrator@rca.com.au |

ALL INVOICES

| | | |
|-----------------------------|-------|--------------------------|
| - A4 - AU Tax Invoice (INV) | Email | administrator@rca.com.au |
|-----------------------------|-------|--------------------------|

ENVIRO

| | | |
|--|-------|-------------------|
| - *AU Certificate of Analysis - NATA (COA) | Email | enviro@rca.com.au |
| - *AU Interpretive QC Report - DEFAULT (Anon QCI Rep) (QCI) | Email | enviro@rca.com.au |
| - *AU QC Report - DEFAULT (Anon QC Rep) - NATA (QC) | Email | enviro@rca.com.au |
| - A4 - AU Sample Receipt Notification - Environmental HT (SRN) | Email | enviro@rca.com.au |
| - A4 - AU Tax Invoice (INV) | Email | enviro@rca.com.au |
| - Chain of Custody (CoC) (COC) | Email | enviro@rca.com.au |
| - EDI Format - ENMRG (ENMRG) | Email | enviro@rca.com.au |
| - EDI Format - ESDAT (ESDAT) | Email | enviro@rca.com.au |

FIONA BROOKER

| | | |
|--|-------|-------------------|
| - *AU Certificate of Analysis - NATA (COA) | Email | fionab@rca.com.au |
| - *AU Interpretive QC Report - DEFAULT (Anon QCI Rep) (QCI) | Email | fionab@rca.com.au |
| - *AU QC Report - DEFAULT (Anon QC Rep) - NATA (QC) | Email | fionab@rca.com.au |
| - A4 - AU Sample Receipt Notification - Environmental HT (SRN) | Email | fionab@rca.com.au |
| - Chain of Custody (CoC) (COC) | Email | fionab@rca.com.au |
| - EDI Format - ENMRG (ENMRG) | Email | fionab@rca.com.au |
| - EDI Format - ESDAT (ESDAT) | Email | fionab@rca.com.au |

Gastonjeane Forget

| | | |
|--|-------|----------------------------------|
| - *AU Certificate of Analysis - NATA (COA) | Email | Gastonjeane.Forget@tollgroup.com |
| - *AU Interpretive QC Report - DEFAULT (Anon QCI Rep) (QCI) | Email | Gastonjeane.Forget@tollgroup.com |
| - *AU QC Report - DEFAULT (Anon QC Rep) - NATA (QC) | Email | Gastonjeane.Forget@tollgroup.com |
| - A4 - AU Sample Receipt Notification - Environmental HT (SRN) | Email | Gastonjeane.Forget@tollgroup.com |
| - Chain of Custody (CoC) (COC) | Email | Gastonjeane.Forget@tollgroup.com |
| - EDI Format - ENMRG (ENMRG) | Email | Gastonjeane.Forget@tollgroup.com |
| - EDI Format - ESDAT (ESDAT) | Email | Gastonjeane.Forget@tollgroup.com |



CERTIFICATE OF ANALYSIS

Work Order : **ES2540142**
Client : **ROBERT CARR & ASSOCIATES P/L**
Contact : MS FIONA BROOKER
Address : PO BOX 175
CARRINGTON NSW, AUSTRALIA 2294
Telephone : +61 02 4902 9200
Project : 12513e
Order number : ---
C-O-C number : ---
Sampler : Client
Site : ---
Quote number : NSW Custom BQ 2024
No. of samples received : 2
No. of samples analysed : 2

Page : 1 of 2
Laboratory : Environmental Division Sydney
Contact : Danae Hambly
Address : 277-289 Woodpark Road Smithfield NSW Australia 2164
Telephone : +61-2-8784 8555
Date Samples Received : 16-Dec-2025 15:20
Date Analysis Commenced : 17-Dec-2025
Issue Date : 23-Dec-2025 11:01



Accreditation No. 825
Accredited for compliance with
ISO/IEC 17025 - Testing

This report supersedes any previous report(s) with this reference. Results apply to the sample(s) as submitted, unless the sampling was conducted by ALS. This document shall not be reproduced, except in full.

This Certificate of Analysis contains the following information:

- General Comments
- Analytical Results

Additional information pertinent to this report will be found in the following separate attachments: Quality Control Report, QA/QC Compliance Assessment to assist with Quality Review and Sample Receipt Notification.

Signatories

This document has been electronically signed by the authorized signatories below. Electronic signing is carried out in compliance with procedures specified in 21 CFR Part 11.

| Signatories | Position | Accreditation Category |
|-------------|-----------------------------|------------------------------------|
| Ankit Joshi | Senior Chemist - Inorganics | Sydney Inorganics, Smithfield, NSW |

Page : 2 of 2
 Work Order : ES2540142
 Client : ROBERT CARR & ASSOCIATES P/L
 Project : 12513e



General Comments

The analytical procedures used by ALS have been developed from established internationally recognised procedures such as those published by the USEPA, APHA, AS and NEPM. In house developed procedures are fully validated and are often at the client request.

Where moisture determination has been performed, results are reported on a dry weight basis.

Where a reported less than (<) result is higher than the LOR, this may be due to primary sample extract/digestate dilution and/or insufficient sample for analysis.

Where the LOR of a reported result differs from standard LOR, this may be due to high moisture content, insufficient sample (reduced weight employed) or matrix interference.

When sampling time information is not provided by the client, sampling dates are shown without a time component. In these instances, the time component has been assumed by the laboratory for processing purposes.

Where a result is required to meet compliance limits the associated uncertainty must be considered. Refer to the ALS Contract for details.

Key : CAS Number = CAS registry number from database maintained by Chemical Abstracts Services. The Chemical Abstracts Service is a division of the American Chemical Society.
 LOR = Limit of reporting
 ^ = This result is computed from individual analyte detections at or above the level of reporting
 Ø = ALS is not NATA accredited for these tests.
 ~ = Indicates an estimated value.

Analytical Results

Sub-Matrix: **WATER**
 (Matrix: **WATER**)

| Sample ID | | | | SW1 | SW2 | ---- | ---- | ---- |
|---|------------|------|------|-------------------|-------------------|-------|-------|-------|
| Sampling date / time | | | | 16-Dec-2025 14:30 | 16-Dec-2025 14:30 | ---- | ---- | ---- |
| Compound | CAS Number | LOR | Unit | ES2540142-001 | ES2540142-002 | ----- | ----- | ----- |
| Result | | | | Result | Result | ----- | ----- | ----- |
| EA025: Total Suspended Solids dried at 104 ± 2°C | | | | | | | | |
| Suspended Solids (SS) | ---- | 5 | mg/L | 11 | 14 | ---- | ---- | ---- |
| EK055G: Ammonia as N by Discrete Analyser | | | | | | | | |
| Ammonia as N | 7664-41-7 | 0.01 | mg/L | 1.51 | 29.3 | ---- | ---- | ---- |
| EK057G: Nitrite as N by Discrete Analyser | | | | | | | | |
| Nitrite as N | 14797-65-0 | 0.01 | mg/L | 0.07 | 1.82 | ---- | ---- | ---- |
| EK058G: Nitrate as N by Discrete Analyser | | | | | | | | |
| Nitrate as N | 14797-55-8 | 0.01 | mg/L | 3.61 | 112 | ---- | ---- | ---- |
| EK059G: Nitrite plus Nitrate as N (NOx) by Discrete Analyser | | | | | | | | |
| Nitrite + Nitrate as N | ---- | 0.01 | mg/L | 3.68 | 114 | ---- | ---- | ---- |
| EP020: Oil and Grease (O&G) | | | | | | | | |
| Oil & Grease | ---- | 5 | mg/L | <5 | <5 | ---- | ---- | ---- |



QUALITY CONTROL REPORT

Work Order : **ES2540142**

Page : 1 of 3

Client : **ROBERT CARR & ASSOCIATES P/L**

Laboratory : Environmental Division Sydney

Contact : MS FIONA BROOKER

Contact : Danae Hambly

Address : PO BOX 175
CARRINGTON NSW, AUSTRALIA 2294

Address : 277-289 Woodpark Road Smithfield NSW Australia 2164

Telephone : +61 02 4902 9200

Telephone : +61-2-8784 8555

Project : 12513e

Date Samples Received : 16-Dec-2025

Order number : ----

Date Analysis Commenced : 17-Dec-2025

C-O-C number : ----

Issue Date : 23-Dec-2025

Sampler : Client

Site : ----

Quote number : NSW Custom BQ 2024

No. of samples received : 2

No. of samples analysed : 2



Accreditation No. 825
Accredited for compliance with
ISO/IEC 17025 - Testing

This report supersedes any previous report(s) with this reference. Results apply to the sample(s) as submitted, unless the sampling was conducted by ALS. This document shall not be reproduced, except in full.

This Quality Control Report contains the following information:

- Laboratory Duplicate (DUP) Report; Relative Percentage Difference (RPD) and Acceptance Limits
- Method Blank (MB) and Laboratory Control Spike (LCS) Report; Recovery and Acceptance Limits
- Matrix Spike (MS) Report; Recovery and Acceptance Limits

Signatories

This document has been electronically signed by the authorized signatories below. Electronic signing is carried out in compliance with procedures specified in 21 CFR Part 11.

Signatories

Position

Accreditation Category

Ankit Joshi

Senior Chemist - Inorganics

Sydney Inorganics, Smithfield, NSW

Page : 2 of 3
 Work Order : ES2540142
 Client : ROBERT CARR & ASSOCIATES P/L
 Project : 12513e



General Comments

The analytical procedures used by ALS have been developed from established internationally recognised procedures such as those published by the USEPA, APHA, AS and NEPM. In house developed procedures are fully validated and are often at the client request.

Where moisture determination has been performed, results are reported on a dry weight basis.

Where a reported less than (<) result is higher than the LOR, this may be due to primary sample extract/digestate dilution and/or insufficient sample for analysis. Where the LOR of a reported result differs from standard LOR, this may be due to high moisture content, insufficient sample (reduced weight employed) or matrix interference.

Key :
 Anonymous = Refers to samples which are not specifically part of this work order but formed part of the QC process lot
 CAS Number = CAS registry number from database maintained by Chemical Abstracts Services. The Chemical Abstracts Service is a division of the American Chemical Society.
 LOR = Limit of reporting
 RPD = Relative Percentage Difference
 # = Indicates failed QC

Laboratory Duplicate (DUP) Report

The quality control term Laboratory Duplicate refers to a randomly selected intralaboratory split. Laboratory duplicates provide information regarding method precision and sample heterogeneity. The permitted ranges for the Relative Percent Deviation (RPD) of Laboratory Duplicates are specified in ALS Method QWI-EN/38 and are dependent on the magnitude of results in comparison to the level of reporting: Result < 10 times LOR: No Limit; Result between 10 and 20 times LOR: 0% - 50%; Result > 20 times LOR: 0% - 20%.

Sub-Matrix: **WATER**

| | | | | Laboratory Duplicate (DUP) Report | | | | | |
|---|-----------|--------------------------------|------------|-----------------------------------|------|-----------------|------------------|---------|--------------------|
| Laboratory sample ID | Sample ID | Method: Compound | CAS Number | LOR | Unit | Original Result | Duplicate Result | RPD (%) | Acceptable RPD (%) |
| EA025: Total Suspended Solids dried at 104 ± 2°C (QC Lot: 7096145) | | | | | | | | | |
| ES2540116-001 | Anonymous | EA025H: Suspended Solids (SS) | ---- | 5 | mg/L | 580 | 572 | 1.5 | 0% - 20% |
| ES2540174-001 | Anonymous | EA025H: Suspended Solids (SS) | ---- | 5 | mg/L | 19 | 13 | 39.4 | No Limit |
| ES2540264-002 | Anonymous | EA025H: Suspended Solids (SS) | ---- | 5 | mg/L | <5 | <5 | 0.0 | No Limit |
| ES2540077-001 | Anonymous | EA025H: Suspended Solids (SS) | ---- | 5 | mg/L | 59 | 58 | 3.0 | 0% - 50% |
| EK055G: Ammonia as N by Discrete Analyser (QC Lot: 7095216) | | | | | | | | | |
| ES2540201-006 | Anonymous | EK055G: Ammonia as N | 7664-41-7 | 0.01 | mg/L | 0.88 | 0.89 | 1.5 | 0% - 20% |
| ES2540092-003 | Anonymous | EK055G: Ammonia as N | 7664-41-7 | 0.01 | mg/L | <0.01 | 0.03 | 98.6 | No Limit |
| EK057G: Nitrite as N by Discrete Analyser (QC Lot: 7085742) | | | | | | | | | |
| ES2540158-005 | Anonymous | EK057G: Nitrite as N | 14797-65-0 | 0.01 | mg/L | <0.01 | <0.01 | 0.0 | No Limit |
| ES2540022-001 | Anonymous | EK057G: Nitrite as N | 14797-65-0 | 0.01 | mg/L | 0.11 | 0.10 | 0.0 | 0% - 50% |
| EK059G: Nitrite plus Nitrate as N (NOx) by Discrete Analyser (QC Lot: 7095217) | | | | | | | | | |
| ES2540092-003 | Anonymous | EK059G: Nitrite + Nitrate as N | ---- | 0.01 | mg/L | <0.01 | <0.01 | 0.0 | No Limit |
| EW2506302-002 | Anonymous | EK059G: Nitrite + Nitrate as N | ---- | 0.01 | mg/L | 0.16 | 0.15 | 7.9 | 0% - 50% |

Page : 3 of 3
 Work Order : ES2540142
 Client : ROBERT CARR & ASSOCIATES P/L
 Project : 12513e



Method Blank (MB) and Laboratory Control Sample (LCS) Report

The quality control term Method / Laboratory Blank refers to an analyte free matrix to which all reagents are added in the same volumes or proportions as used in standard sample preparation. The purpose of this QC parameter is to monitor potential laboratory contamination. The quality control term Laboratory Control Sample (LCS) refers to a certified reference material, or a known interference free matrix spiked with target analytes. The purpose of this QC parameter is to monitor method precision and accuracy independent of sample matrix. Dynamic Recovery Limits are based on statistical evaluation of processed LCS.

Sub-Matrix: **WATER**

| Sub-Matrix: WATER | | | | Method Blank (MB) Report | Laboratory Control Spike (LCS) Report | | | |
|---|------------|------|------|-----------------------------|---------------------------------------|------------------------|---------------------------|-----------------------------------|
| Method: Compound | CAS Number | LOR | Unit | | Result | Spike Concentration | Spike Recovery (%) LCS | Acceptable Limits (%) Low High |
| EA025: Total Suspended Solids dried at 104 ± 2°C (QCLot: 7096145) | | | | | | | | |
| EA025H: Suspended Solids (SS) | ---- | 5 | mg/L | <5 | 150 mg/L | 96.3 | 83.0 | 129 |
| | | | | <5 | 1000 mg/L | 100.0 | 82.0 | 110 |
| | | | | <5 | 825 mg/L | 94.9 | 83.0 | 118 |
| EK055G: Ammonia as N by Discrete Analyser (QCLot: 7095216) | | | | | | | | |
| EK055G: Ammonia as N | 7664-41-7 | 0.01 | mg/L | <0.01 | 1 mg/L | 100 | 90.0 | 114 |
| EK057G: Nitrite as N by Discrete Analyser (QCLot: 7085742) | | | | | | | | |
| EK057G: Nitrite as N | 14797-65-0 | 0.01 | mg/L | <0.01 | 0.5 mg/L | 101 | 82.0 | 114 |
| EK059G: Nitrite plus Nitrate as N (NOx) by Discrete Analyser (QCLot: 7095217) | | | | | | | | |
| EK059G: Nitrite + Nitrate as N | ---- | 0.01 | mg/L | <0.01 | 0.5 mg/L | 104 | 91.0 | 113 |
| EP020: Oil and Grease (O&G) (QCLot: 7096700) | | | | | | | | |
| EP020: Oil & Grease | ---- | 5 | mg/L | <5 | 5000 mg/L | 90.2 | 81.0 | 121 |
| | | | | <5 | 4000 mg/L | 87.5 | 70.0 | 110 |

Matrix Spike (MS) Report

The quality control term Matrix Spike (MS) refers to an intralaboratory split sample spiked with a representative set of target analytes. The purpose of this QC parameter is to monitor potential matrix effects on analyte recoveries. Static Recovery Limits as per laboratory Data Quality Objectives (DQOs). Ideal recovery ranges stated may be waived in the event of sample matrix interference.

Sub-Matrix: **WATER**

| Sub-Matrix: WATER | | | | Matrix Spike (MS) Report | | | |
|---|-----------|--------------------------------|------------|--------------------------|------------------|-----------------------|------|
| | | | | Spike | SpikeRecovery(%) | Acceptable Limits (%) | |
| Laboratory sample ID | Sample ID | Method: Compound | CAS Number | Concentration | MS | Low | High |
| EK055G: Ammonia as N by Discrete Analyser (QCLot: 7095216) | | | | | | | |
| ES2540092-003 | Anonymous | EK055G: Ammonia as N | 7664-41-7 | 1 mg/L | 110 | 70.0 | 130 |
| EK057G: Nitrite as N by Discrete Analyser (QCLot: 7085742) | | | | | | | |
| ES2540022-001 | Anonymous | EK057G: Nitrite as N | 14797-65-0 | 0.5 mg/L | 118 | 70.0 | 130 |
| EK059G: Nitrite plus Nitrate as N (NOx) by Discrete Analyser (QCLot: 7095217) | | | | | | | |
| ES2540092-003 | Anonymous | EK059G: Nitrite + Nitrate as N | ---- | 0.5 mg/L | 112 | 70.0 | 130 |



QA/QC Compliance Assessment to assist with Quality Review

| | | | |
|--------------|--------------------------------|-------------------------|---------------------------------|
| Work Order | : ES2540142 | Page | : 1 of 4 |
| Client | : ROBERT CARR & ASSOCIATES P/L | Laboratory | : Environmental Division Sydney |
| Contact | : MS FIONA BROOKER | Telephone | : +61-2-8784 8555 |
| Project | : 12513e | Date Samples Received | : 16-Dec-2025 |
| Site | : ---- | Issue Date | : 23-Dec-2025 |
| Sampler | : Client | No. of samples received | : 2 |
| Order number | : ---- | No. of samples analysed | : 2 |

This report is automatically generated by the ALS LIMS through interpretation of the ALS Quality Control Report and several Quality Assurance parameters measured by ALS. This automated reporting highlights any non-conformances, facilitates faster and more accurate data validation and is designed to assist internal expert and external Auditor review. Many components of this report contribute to the overall DQO assessment and reporting for guideline compliance.

Brief method summaries and references are also provided to assist in traceability.

Summary of Outliers

Outliers : Quality Control Samples

This report highlights outliers flagged in the Quality Control (QC) Report.

- NO Method Blank value outliers occur.
- NO Duplicate outliers occur.
- NO Laboratory Control outliers occur.
- NO Matrix Spike outliers occur.
- For all regular sample matrices, where applicable to the methodology, NO surrogate recovery outliers occur.

Outliers : Analysis Holding Time Compliance

- NO Analysis Holding Time Outliers exist.

Outliers : Frequency of Quality Control Samples

- NO Quality Control Sample Frequency Outliers exist.



Analysis Holding Time Compliance

If samples are identified below as having been analysed or extracted outside of recommended holding times, this should be taken into consideration when interpreting results.

This report summarizes extraction / preparation and analysis times and compares each with ALS recommended holding times (referencing USEPA SW 846, APHA, AS and NEPM) based on the sample container provided. Dates reported represent first date of extraction or analysis and preclude subsequent dilutions and reruns. A listing of breaches (if any) is provided herein.

Holding time for leachate methods (e.g. TCLP) vary according to the analytes reported. Assessment compares the leach date with the shortest analyte holding time for the equivalent soil method. These are: organics 14 days, mercury 28 days & other metals 180 days. A recorded breach does not guarantee a breach for all non-volatile parameters.

Holding times for VOC in soils vary according to analytes of interest. Vinyl Chloride and Styrene holding time is 7 days; others 14 days. A recorded breach does not guarantee a breach for all VOC analytes and should be verified in case the reported breach is a false positive or Vinyl Chloride and Styrene are not key analytes of interest/concern.

Matrix: **WATER**

Evaluation: ✖ = Holding time breach ; ✔ = Within holding time.

| Method | Sample Date | Extraction / Preparation | | | Analysis | | |
|---|-------------|--------------------------|--------------------|------------|---------------|------------------|------------|
| Container / Client Sample ID(s) | | Date extracted | Due for extraction | Evaluation | Date analysed | Due for analysis | Evaluation |
| EA025: Total Suspended Solids dried at 104 ± 2°C | | | | | | | |
| Clear Plastic Bottle - Natural (EA025H) SW1, SW2 | 16-Dec-2025 | ---- | ---- | ---- | 21-Dec-2025 | 23-Dec-2025 | ✓ |
| EK055G: Ammonia as N by Discrete Analyser | | | | | | | |
| Clear Plastic Bottle - Sulfuric Acid (EK055G) SW1, SW2 | 16-Dec-2025 | ---- | ---- | ---- | 19-Dec-2025 | 13-Jan-2026 | ✓ |
| EK057G: Nitrite as N by Discrete Analyser | | | | | | | |
| Clear Plastic Bottle - Natural (EK057G) SW1, SW2 | 16-Dec-2025 | ---- | ---- | ---- | 18-Dec-2025 | 18-Dec-2025 | ✓ |
| EK059G: Nitrite plus Nitrate as N (NOx) by Discrete Analyser | | | | | | | |
| Clear Plastic Bottle - Sulfuric Acid (EK059G) SW1, SW2 | 16-Dec-2025 | ---- | ---- | ---- | 19-Dec-2025 | 13-Jan-2026 | ✓ |
| EP020: Oil and Grease (O&G) | | | | | | | |
| Amber Jar - Sulfuric Acid or Sodium Bisulfate (EP020) SW1, SW2 | 16-Dec-2025 | ---- | ---- | ---- | 22-Dec-2025 | 13-Jan-2026 | ✓ |



Quality Control Parameter Frequency Compliance

The following report summarises the frequency of laboratory QC samples analysed within the analytical lot(s) in which the submitted sample(s) was(were) processed. Actual rate should be greater than or equal to the expected rate. A listing of breaches is provided in the Summary of Outliers.

Matrix: **WATER**

Evaluation: ✖ = Quality Control frequency not within specification ; ✔ = Quality Control frequency within specification .

| Quality Control Sample Type | | Count | | Rate (%) | | | Quality Control Specification |
|---|--------|-------|---------|----------|----------|------------|--------------------------------|
| Analytical Methods | Method | QC | Regular | Actual | Expected | Evaluation | |
| Laboratory Duplicates (DUP) | | | | | | | |
| Ammonia as N by Discrete analyser | EK055G | 2 | 20 | 10.00 | 10.00 | ✓ | NEPM 2013 B3 & ALS QC Standard |
| Nitrite and Nitrate as N (NOx) by Discrete Analyser | EK059G | 2 | 16 | 12.50 | 10.00 | ✓ | NEPM 2013 B3 & ALS QC Standard |
| Nitrite as N by Discrete Analyser | EK057G | 2 | 20 | 10.00 | 10.00 | ✓ | NEPM 2013 B3 & ALS QC Standard |
| Suspended Solids (High Level) | EA025H | 4 | 39 | 10.26 | 10.00 | ✓ | NEPM 2013 B3 & ALS QC Standard |
| Laboratory Control Samples (LCS) | | | | | | | |
| Ammonia as N by Discrete analyser | EK055G | 1 | 20 | 5.00 | 5.00 | ✓ | NEPM 2013 B3 & ALS QC Standard |
| Nitrite and Nitrate as N (NOx) by Discrete Analyser | EK059G | 1 | 16 | 6.25 | 5.00 | ✓ | NEPM 2013 B3 & ALS QC Standard |
| Nitrite as N by Discrete Analyser | EK057G | 1 | 20 | 5.00 | 5.00 | ✓ | NEPM 2013 B3 & ALS QC Standard |
| Oil and Grease | EP020 | 2 | 40 | 5.00 | 5.00 | ✓ | NEPM 2013 B3 & ALS QC Standard |
| Suspended Solids (High Level) | EA025H | 5 | 39 | 12.82 | 12.50 | ✓ | NEPM 2013 B3 & ALS QC Standard |
| Method Blanks (MB) | | | | | | | |
| Ammonia as N by Discrete analyser | EK055G | 1 | 20 | 5.00 | 5.00 | ✓ | NEPM 2013 B3 & ALS QC Standard |
| Nitrite and Nitrate as N (NOx) by Discrete Analyser | EK059G | 1 | 16 | 6.25 | 5.00 | ✓ | NEPM 2013 B3 & ALS QC Standard |
| Nitrite as N by Discrete Analyser | EK057G | 1 | 20 | 5.00 | 5.00 | ✓ | NEPM 2013 B3 & ALS QC Standard |
| Oil and Grease | EP020 | 2 | 40 | 5.00 | 5.00 | ✓ | NEPM 2013 B3 & ALS QC Standard |
| Suspended Solids (High Level) | EA025H | 2 | 39 | 5.13 | 5.00 | ✓ | NEPM 2013 B3 & ALS QC Standard |
| Matrix Spikes (MS) | | | | | | | |
| Ammonia as N by Discrete analyser | EK055G | 1 | 20 | 5.00 | 5.00 | ✓ | NEPM 2013 B3 & ALS QC Standard |
| Nitrite and Nitrate as N (NOx) by Discrete Analyser | EK059G | 1 | 16 | 6.25 | 5.00 | ✓ | NEPM 2013 B3 & ALS QC Standard |
| Nitrite as N by Discrete Analyser | EK057G | 1 | 20 | 5.00 | 5.00 | ✓ | NEPM 2013 B3 & ALS QC Standard |



Brief Method Summaries

The analytical procedures used by the Environmental Division have been developed from established internationally recognized procedures such as those published by the US EPA, APHA, AS and NEPM. In house developed procedures are employed in the absence of documented standards or by client request. The following report provides brief descriptions of the analytical procedures employed for results reported in the Certificate of Analysis. Sources from which ALS methods have been developed are provided within the Method Descriptions.

| Analytical Methods | Method | Matrix | Method Descriptions |
|---|--------|--------|---|
| Suspended Solids (High Level) | EA025H | WATER | In house: Referenced to APHA 2540D. A gravimetric procedure employed to determine the amount of 'non-filterable' residue in a aqueous sample. The prescribed GFC (1.2um) filter is rinsed with deionised water, oven dried and weighed prior to analysis. A well-mixed sample is filtered through a glass fibre filter (1.2um). The residue on the filter paper is dried at 104+/-2C . This method is compliant with NEPM Schedule B(3) |
| Ammonia as N by Discrete analyser | EK055G | WATER | In house: Referenced to APHA 4500-NH3 G Ammonia is determined by direct colorimetry by Discrete Analyser. This method is compliant with NEPM Schedule B(3) |
| Nitrite as N by Discrete Analyser | EK057G | WATER | In house: Referenced to APHA 4500-NO2- B. Nitrite is determined by direct colourimetry by Discrete Analyser. This method is compliant with NEPM Schedule B(3) |
| Nitrate as N by Discrete Analyser | EK058G | WATER | In house: Referenced to APHA 4500-NO3- F. Nitrate is reduced to nitrite by way of a chemical reduction followed by quantification by Discrete Analyser. Nitrite is determined seperately by direct colourimetry and result for Nitrate calculated as the difference between the two results. This method is compliant with NEPM Schedule B(3) |
| Nitrite and Nitrate as N (NOx) by Discrete Analyser | EK059G | WATER | In house: Referenced to APHA 4500-NO3- F. Combined oxidised Nitrogen (NO2+NO3) is determined by Chemical Reduction and direct colourimetry by Discrete Analyser. This method is compliant with NEPM Schedule B(3) |
| Oil and Grease | EP020 | WATER | In house: Referenced to APHA 5520 B. Oil & grease is a gravimetric procedure to determine the amount of dissolved or emulsified oil & grease residue in an aqueous sample. The sample is serially extracted three times n-hexane. The resultant extracts are combined, dehydrated and concentrated prior to gravimetric determination. This method is compliant with NEPM Schedule B(3) |



SAMPLE RECEIPT NOTIFICATION (SRN)

Work Order : **ES2540142**

Client : **ROBERT CARR & ASSOCIATES P/L**
Contact : **MS FIONA BROOKER**
Address : **PO BOX 175**
CARRINGTON NSW, AUSTRALIA 2294

E-mail : **fionab@rca.com.au**
Telephone : **+61 02 4902 9200**
Facsimile : **+61 02 4902 9299**

Project : **12513e**
Order number : **----**

C-O-C number : **----**
Site : **----**
Sampler : **Client**

Laboratory : **Environmental Division Sydney**
Contact : **Danae Hambly**
Address : **277-289 Woodpark Road Smithfield**
NSW Australia 2164

E-mail : **danae.hambly@alsglobal.com**
Telephone : **+61-2-8784 8555**
Facsimile : **+61-2-8784 8500**

Page : **1 of 3**
Quote number : **EN2023ROBCAR0002 (NSW Custom**
BQ 2024)
QC Level : **NEPM 2013 B3 & ALS QC Standard**

Dates

Date Samples Received : **16-Dec-2025 15:20**
Client Requested Due : **23-Dec-2025**
Date

Issue Date : **16-Dec-2025**
Scheduled Reporting Date : **23-Dec-2025**

Delivery Details

Mode of Delivery : **Undefined**
No. of coolers/boxes : **----**
Receipt Detail :

Security Seal : **Not Available**
Temperature : **21.3°C**
No. of samples received / analysed : **2 / 2**

General Comments

- This report contains the following information:
 - Sample Container(s)/Preservation Non-Compliances
 - Summary of Sample(s) and Requested Analysis
 - Proactive Holding Time Report
 - Requested Deliverables
- **Please refer to the Proactive Holding Time Report table below which summarises breaches of recommended holding times that have occurred prior to samples/instructions being received at the laboratory. The laboratory will process these samples unless instructions are received from you indicating you do not wish to proceed. The absence of this summary table indicates that all samples have been received within the recommended holding times for the analysis requested.**
- Please direct any queries you have regarding this work order to the above ALS laboratory contact.
- Unless otherwise stated, analytical work for this work order will be conducted at ALS Sydney, NATA accreditation no. 825, site no. 10911.
- Sample Disposal - Aqueous (3 weeks), Solid (2 months \pm 1 week) from receipt of samples.
- Please be aware that APHA/NEPM recommends water and soil samples be chilled to less than or equal to 6°C for chemical analysis, and less than or equal to 10°C but unfrozen for Microbiological analysis. Where samples are received above this temperature, it should be taken into consideration when interpreting results. Refer to ALS EnviroMail 85 for ALS recommendations of the best practice for chilling samples after sampling and for maintaining a cool temperature during transit.



Sample Container(s)/Preservation Non-Compliances

All comparisons are made against pretreatment/preservation AS, APHA, USEPA standards.

- No sample container / preservation non-compliance exists.

Summary of Sample(s) and Requested Analysis

Some items described below may be part of a laboratory process necessary for the execution of client requested tasks. Packages may contain additional analyses, such as the determination of moisture content and preparation tasks, that are included in the package.

If no sampling time is provided, the sampling time will default 00:00 on the date of sampling. If no sampling date is provided, the sampling date will be assumed by the laboratory and displayed in brackets without a time component

Matrix: **WATER**

| Laboratory sample ID | Sampling date / time | Sample ID | WATER - EA025H Suspended Solids - Standard Level | WATER - EK055G Ammonia as N By Discrete Analyser | WATER - EK058G Nitrate as N by Discrete Analyser | WATER - EP020 Oil & Grease (O&G) |
|----------------------|----------------------|-----------|---|---|---|-------------------------------------|
| ES2540142-001 | 16-Dec-2025 14:30 | SW1 | ✓ | ✓ | ✓ | ✓ |
| ES2540142-002 | 16-Dec-2025 14:30 | SW2 | ✓ | ✓ | ✓ | ✓ |

Proactive Holding Time Report

Sample(s) have been received within the recommended holding times for the requested analysis.



Requested Deliverables

ADMINISTRATOR

| | | |
|--|-------|--------------------------|
| - *AU Certificate of Analysis - NATA (COA) | Email | administrator@rca.com.au |
| - *AU Interpretive QC Report - DEFAULT (Anon QCI Rep) (QCI) | Email | administrator@rca.com.au |
| - *AU QC Report - DEFAULT (Anon QC Rep) - NATA (QC) | Email | administrator@rca.com.au |
| - A4 - AU Sample Receipt Notification - Environmental HT (SRN) | Email | administrator@rca.com.au |
| - A4 - AU Tax Invoice (INV) | Email | administrator@rca.com.au |
| - Chain of Custody (CoC) (COC) | Email | administrator@rca.com.au |
| - EDI Format - ENMRG (ENMRG) | Email | administrator@rca.com.au |
| - EDI Format - ESDAT (ESDAT) | Email | administrator@rca.com.au |

ALL INVOICES

| | | |
|-----------------------------|-------|--------------------------|
| - A4 - AU Tax Invoice (INV) | Email | administrator@rca.com.au |
|-----------------------------|-------|--------------------------|

ENVIRO


| | | |
|--|-------|-------------------|
| - *AU Certificate of Analysis - NATA (COA) | Email | enviro@rca.com.au |
| - *AU Interpretive QC Report - DEFAULT (Anon QCI Rep) (QCI) | Email | enviro@rca.com.au |
| - *AU QC Report - DEFAULT (Anon QC Rep) - NATA (QC) | Email | enviro@rca.com.au |
| - A4 - AU Sample Receipt Notification - Environmental HT (SRN) | Email | enviro@rca.com.au |
| - A4 - AU Tax Invoice (INV) | Email | enviro@rca.com.au |
| - Chain of Custody (CoC) (COC) | Email | enviro@rca.com.au |
| - EDI Format - ENMRG (ENMRG) | Email | enviro@rca.com.au |
| - EDI Format - ESDAT (ESDAT) | Email | enviro@rca.com.au |

FIONA BROOKER

| | | |
|--|-------|-------------------|
| - *AU Certificate of Analysis - NATA (COA) | Email | fionab@rca.com.au |
| - *AU Interpretive QC Report - DEFAULT (Anon QCI Rep) (QCI) | Email | fionab@rca.com.au |
| - *AU QC Report - DEFAULT (Anon QC Rep) - NATA (QC) | Email | fionab@rca.com.au |
| - A4 - AU Sample Receipt Notification - Environmental HT (SRN) | Email | fionab@rca.com.au |
| - Chain of Custody (CoC) (COC) | Email | fionab@rca.com.au |
| - EDI Format - ENMRG (ENMRG) | Email | fionab@rca.com.au |
| - EDI Format - ESDAT (ESDAT) | Email | fionab@rca.com.au |

Gastonjeane Forget

| | | |
|--|-------|----------------------------------|
| - *AU Certificate of Analysis - NATA (COA) | Email | Gastonjeane.Forget@tollgroup.com |
| - *AU Interpretive QC Report - DEFAULT (Anon QCI Rep) (QCI) | Email | Gastonjeane.Forget@tollgroup.com |
| - *AU QC Report - DEFAULT (Anon QC Rep) - NATA (QC) | Email | Gastonjeane.Forget@tollgroup.com |
| - A4 - AU Sample Receipt Notification - Environmental HT (SRN) | Email | Gastonjeane.Forget@tollgroup.com |
| - A4 - AU Tax Invoice (INV) | Email | Gastonjeane.Forget@tollgroup.com |
| - Chain of Custody (CoC) (COC) | Email | Gastonjeane.Forget@tollgroup.com |
| - EDI Format - ENMRG (ENMRG) | Email | Gastonjeane.Forget@tollgroup.com |
| - EDI Format - ESDAT (ESDAT) | Email | Gastonjeane.Forget@tollgroup.com |



COMMENTS/SPECIAL HANDLING/STORAGE OR DISPOSAL:

Telephone : - 61-2-8784 8555

Water Container Codes: P = Unpreserved Plastic; N = Nitric Preserved Plastic; ORC = Nitric Preserved ORC; SH = Sodium Hydroxide/Cd Preserved; S = Sodium Hydroxide Preserved Plastic; AG = Amber Glass Unpreserved; AP = Airfreight Unpreserved Plastic
V = VOA Vial HCl Preserved; VS = VOA Vial Sodium Disulphate Preserved; VS = VOA Vial Sulfuric Preserved; AV = Airfreight Unpreserved Vial SG = Sulfuric Preserved Amber Glass; H = HCl preserved Plastic; HS = HCl preserved Speciation bottle; SP = Sulfuric Preserved Plastic; F = Formaldehyde Preserved Glass;
Z = Zinc Acetate Preserved Bottle; E = EDTA Preserved Bottles; ST = Sterile Bottle; ASS = Plastic Bag for Acid Sulphate Solis; B = Unpreserved Bag.

FIELD SHEET

DISCHARGE SAMPLING RECORD

CLIENT: TOLL Group

DATE: 16/12/25

PROJECT: Discharge Water Monitoring

PROJECT No.: 12513e

SAMPLER James Cunningham

light Shower

| Sample Location | Time of Sample | Description (clarity, colour, odour) |
|-------------------------|----------------|--|
| SW1 (northern boundary) | 2:30pm | light brown, little to no odour, Small Amount of Sediment, 7/10 clarity |
| SW2 (southern boundary) | as above | as above |

3 OF ORIGINAL
NEWCASTLE

FILE

Rec: 5085/1
16/12/25 1930